



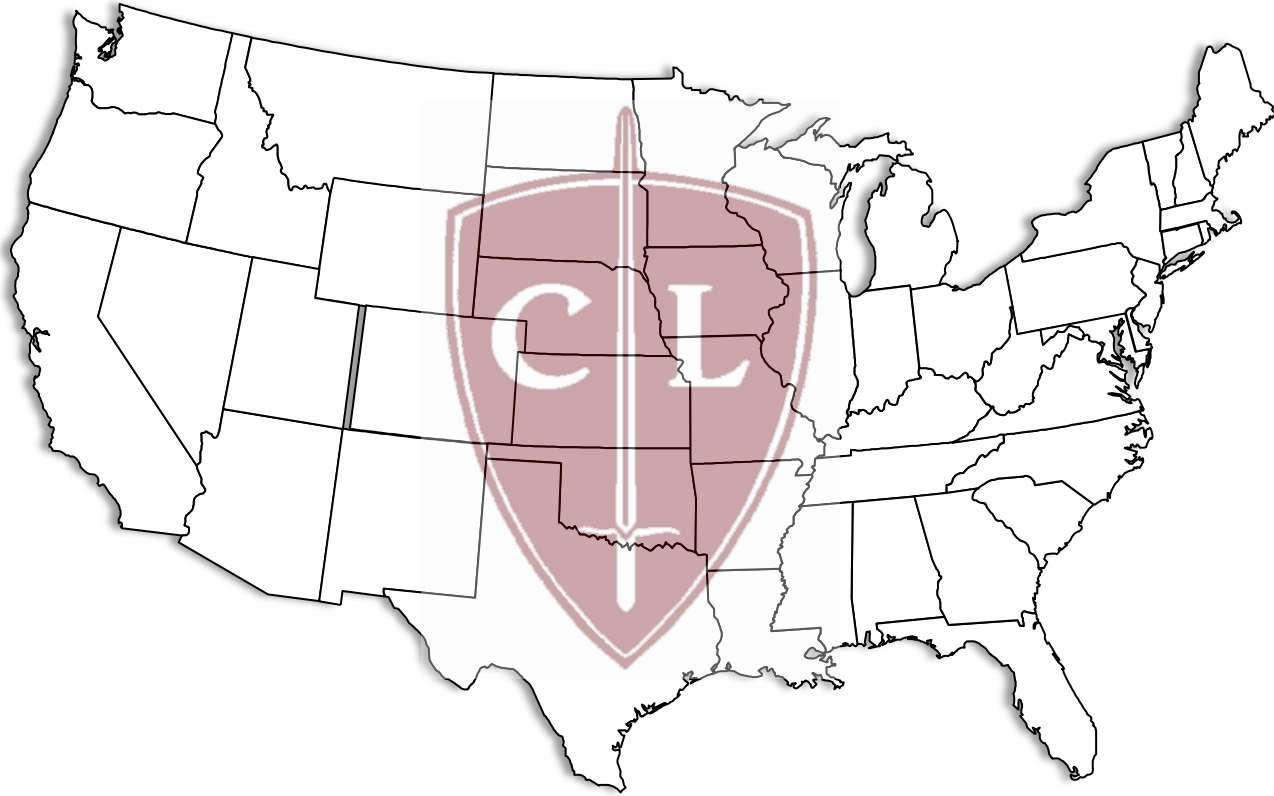
**CATHOLIC LEAGUE**

*For Religious and Civil Rights*

# Opinions of Adult Catholics In the United States

Survey Conducted By:  
McLaughlin & Associates  
September 2022

# Methodology

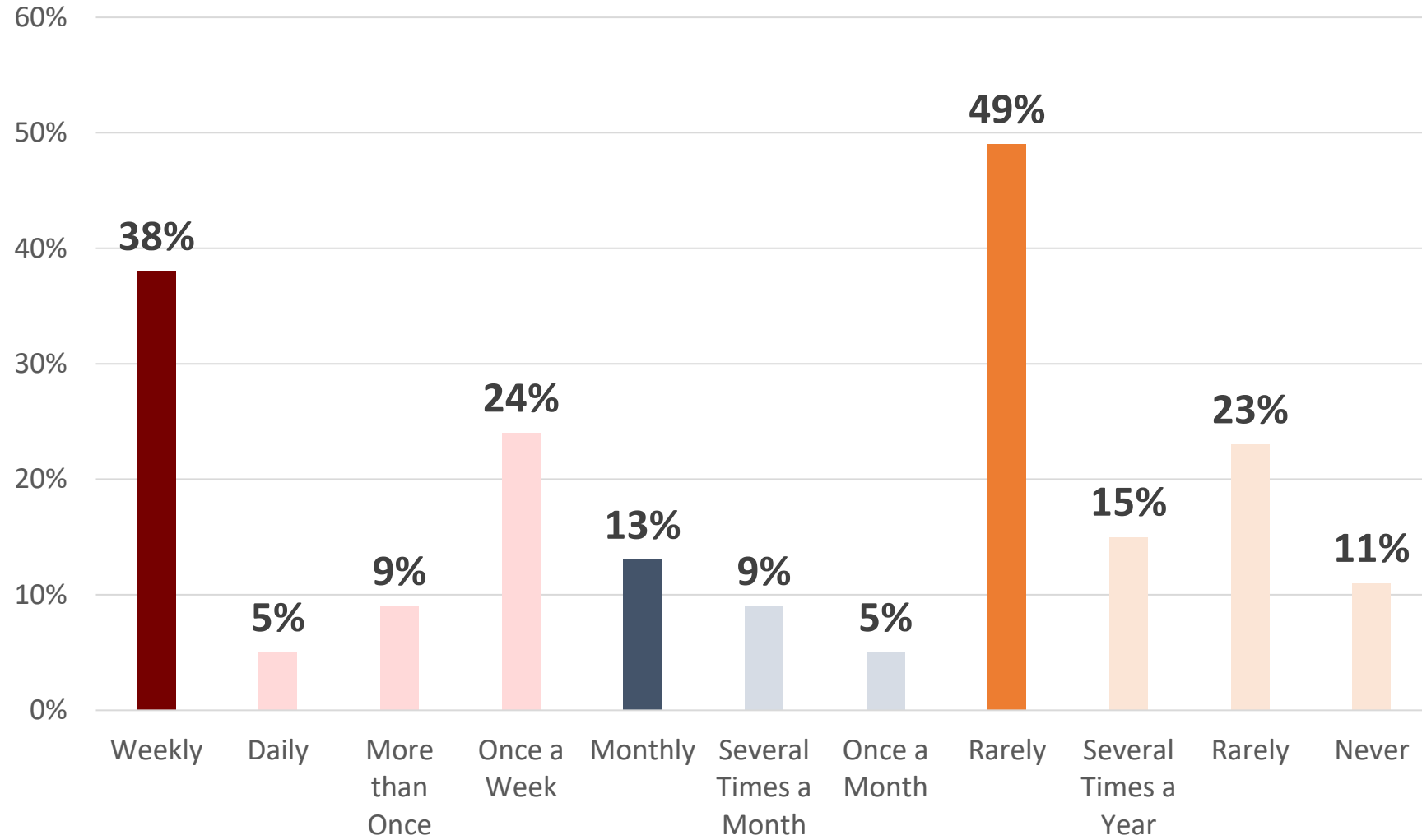


This national survey was conducted among 800 adult Catholics. All interviews were conducted between September 3-12, 2022.

All interviews were conducted online and survey invitations were distributed randomly within predetermined geographic units. These units were structured to correlate with the Catholic population in the United States.

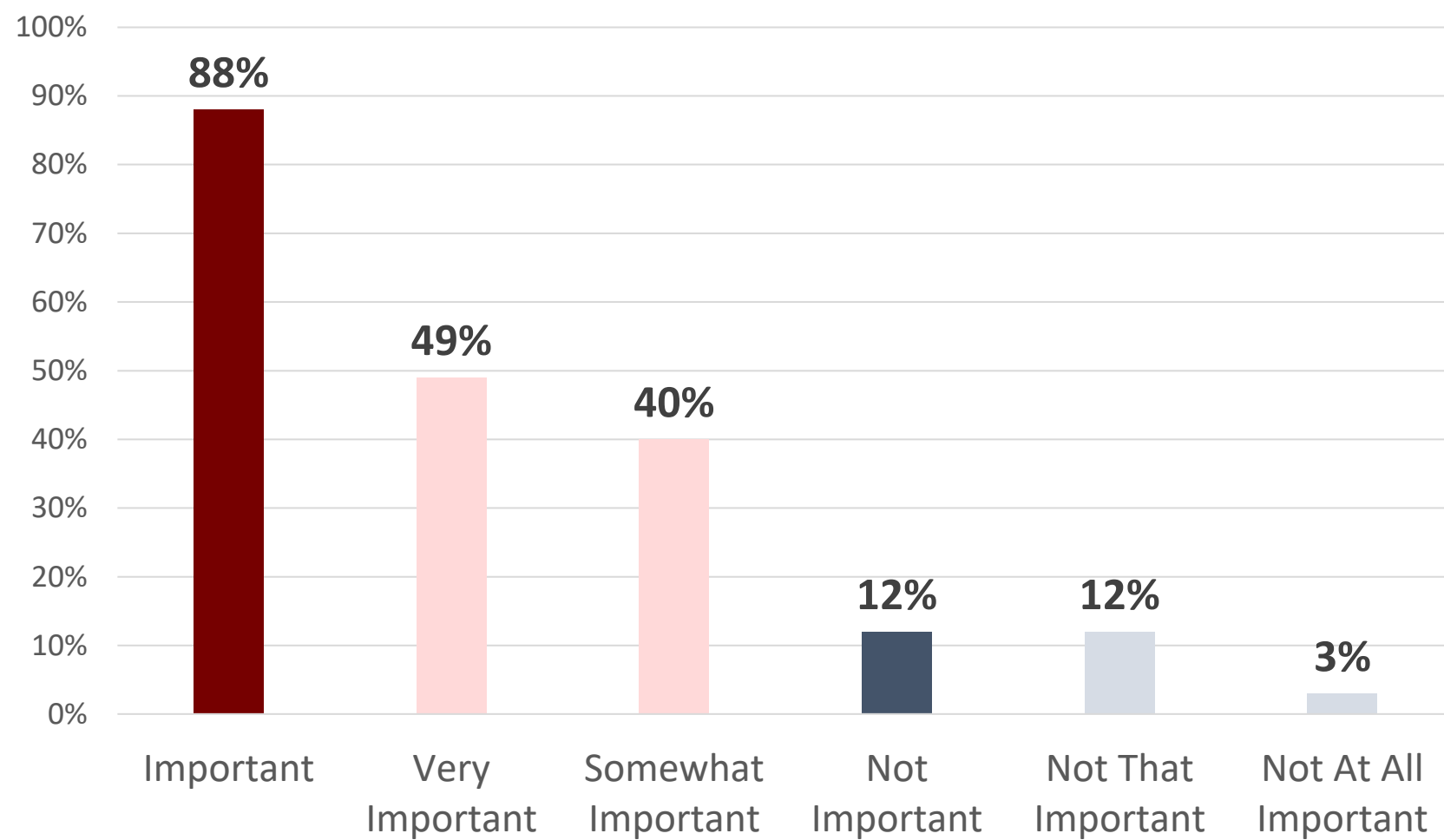
The sample of 800 of adult Catholics has an accuracy of +/- 3.4% at a 95% confidence interval. The numbers in this presentation have been rounded and may not equal 100%.

# How often do you attend Mass?



	Weekly	Monthly	Rarely/Never
Weekly Churchgoer	100	-	-
Monthly Churchgoer	-	100	-
Rarely/Never Churchgoer	-	-	100
Faith Very Important	62	12	26
Faith Somewhat Important	19	17	64
Faith Not Important	3	4	93
Church NOT Change Positions	47	13	40
Church Should Change Positions	20	16	64
Pro-Life	49	13	38
Pro-Choice	26	13	61
White	34	13	54
Hispanic	43	15	42
Black	50	8	43
Asian/Other	46	15	39
18-40	47	16	38
41-55	38	16	46
56/Older	32	11	58
Male	45	15	41
Female	32	12	56
Single	38	15	48
Married	43	11	46
Associate's Degree/Less	38	13	50
Bachelor's Degree/Post Grad	39	14	47
Republican	42	13	46
Democratic	38	14	49
Independent	35	14	51
Northeast	36	8	56
Midwest	38	17	45
South	41	16	43
West	36	13	51

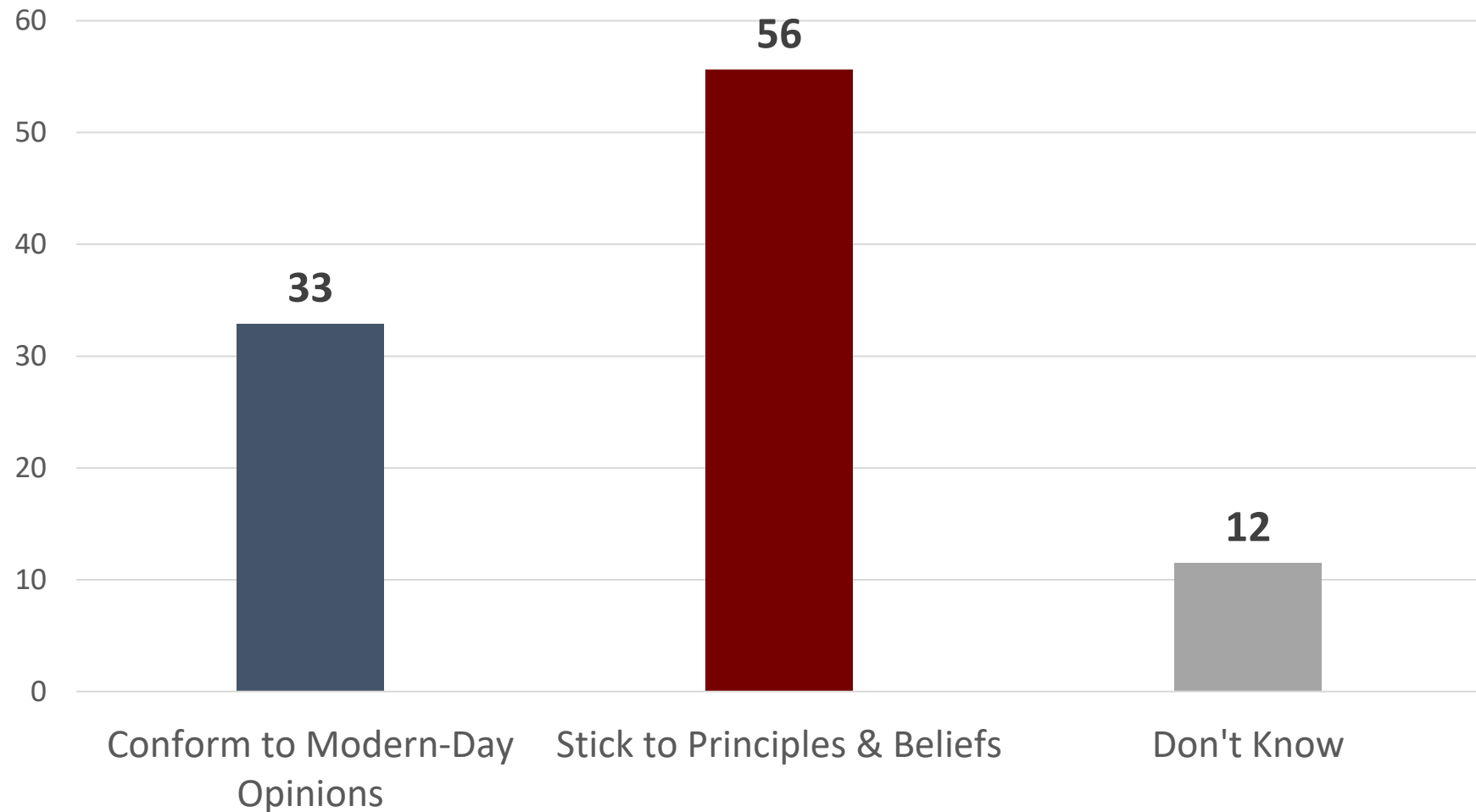
# When it comes to your Catholic faith in your life, how important would you say your Catholic faith is to your personally?



	Important	Very	Not Imp.	NET
Weekly Churchgoer	99	79	1	98
Monthly Churchgoer	96	44	4	92
Rarely/Never Churchgoer	78	26	22	55
Faith Very Important	100	100	-	100
Faith Somewhat Important	100	-	-	100
Faith Not Important	-	-	100	-100
Church NOT Change Positions	92	56	8	84
Church Should Change Positions	80	32	20	61
Pro-Life	93	60	7	86
Pro-Choice	83	35	17	66
White	85	46	15	70
Hispanic	93	53	7	86
Black	85	51	15	70
Asian/Other	93	42	7	87
18-40	92	52	8	84
41-55	91	50	9	82
56/Older	84	45	16	69
Male	87	50	13	74
Female	89	47	11	79
Single	89	50	11	78
Married	89	50	11	78
Associate's Degree/Less	90	49	11	79
Bachelor's Degree/Post Grad	87	48	13	73
Republican	90	51	10	80
Democratic	87	46	13	75
Independent	88	49	12	76
Northeast	87	48	13	74
Midwest	86	51	15	71
South	93	52	7	85
West	87	44	13	73

# Generally speaking, which comes closer to your opinion?

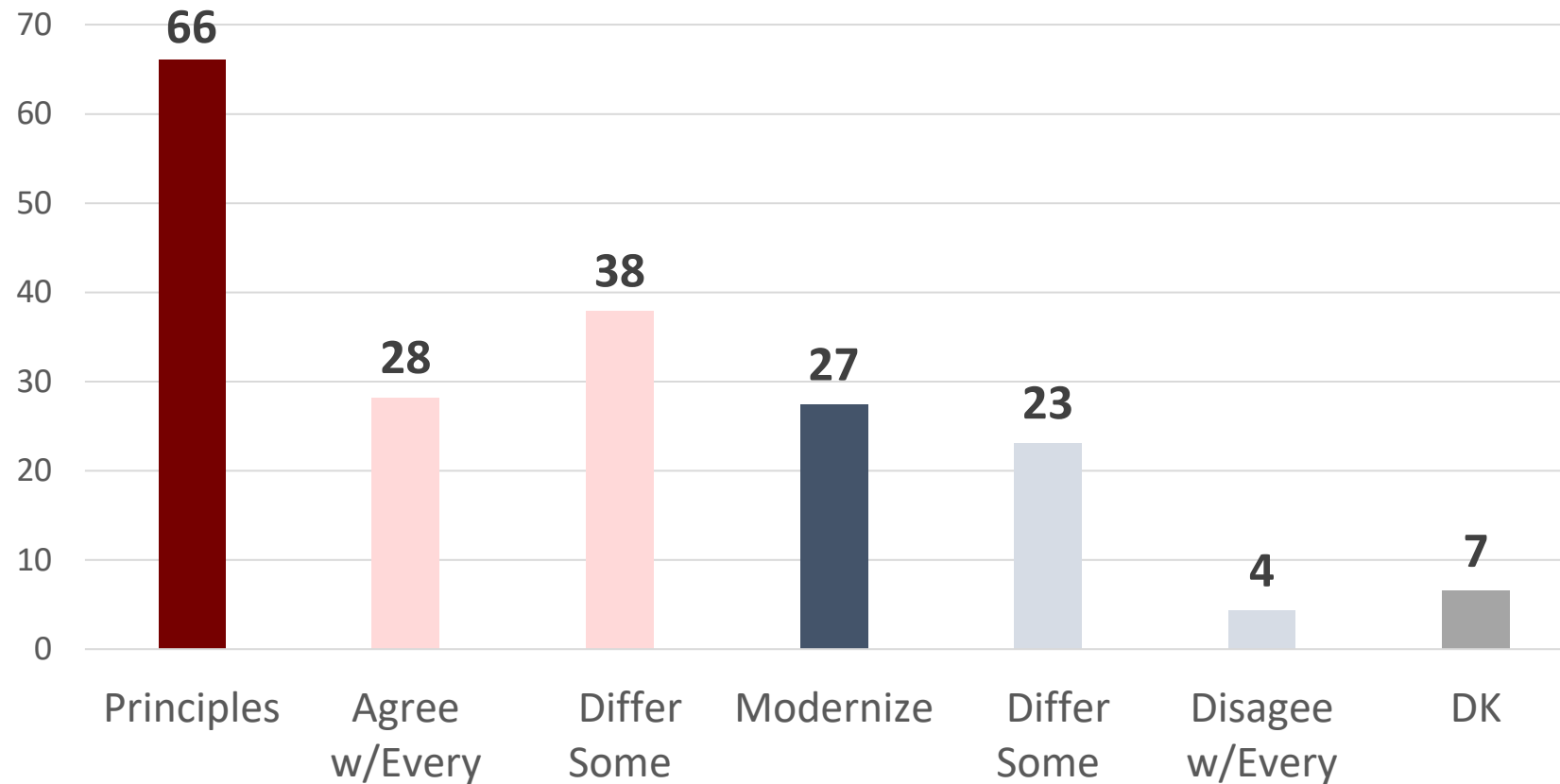
1. A religion should change its beliefs and principles to conform to the modern-day opinions of its members.
2. A religion should stick to its founding principles and beliefs.



	Conform	Principles	NET
Weekly Churchgoer	26	66	40
Monthly Churchgoer	40	51	11
Rarely/Never Churchgoer	36	49	13
Faith Very Important	27	65	38
Faith Somewhat Important	39	48	9
Faith Not Important	40	45	5
Church NOT Change Positions	20	73	53
Church Should Change Positions	68	19	-49
Pro-Life	21	70	49
Pro-Choice	48	41	-7
White	30	58	28
Hispanic	37	51	14
Black	23	69	46
Asian/Other	42	43	1
18-40	37	52	15
41-55	31	54	23
56/Older	31	59	28
Male	31	59	28
Female	34	53	19
Single	35	50	15
Married	33	58	25
Associate's Degree/Less	32	56	24
Bachelor's Degree/Post Grad	33	55	22
Republican	22	72	50
Democratic	46	42	-4
Independent	26	58	32
Northeast	33	57	24
Midwest	30	59	29
South	32	58	26
West	37	49	12

## Which of the following statements comes closest to your opinion regarding the church and its position on issues?

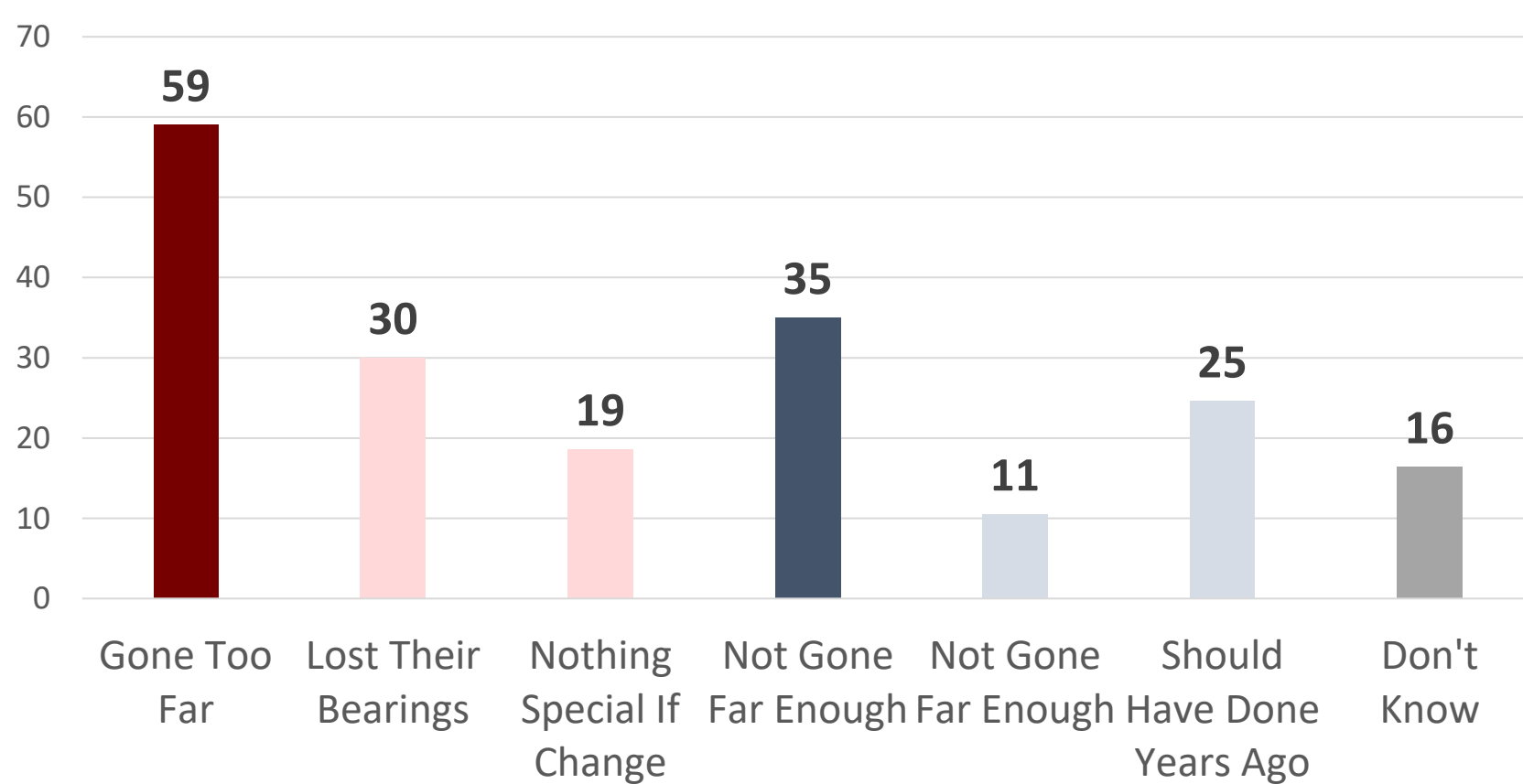
1. I agree with most every position the Catholic church takes on issues and the church should remain true to its principles and not change its positions.
2. I differ with the church's positions on some issues, but the church shouldn't change its beliefs or positions, just because of public opinion.
3. I differ with the church's position on some issues and the church should modernize its beliefs by changing its positions to reflect current public opinion.
4. I disagree with most every position the church takes on issues and the church should absolutely change its positions to reflect modern day beliefs.



	Principles	Modernize	NET
Weekly Churchgoer	82	15	67
Monthly Churchgoer	63	32	31
Rarely/Never Churchgoer	55	36	18
Faith Very Important	77	18	58
Faith Somewhat Important	60	33	26
Faith Not Important	45	46	-1
Church NOT Change Positions	100	-	100
Church Should Change Positions	-	100	-100
Pro-Life	84	13	72
Pro-Choice	48	47	2
White	67	27	41
Hispanic	63	31	32
Black	77	16	60
Asian/Other	71	22	49
18-40	66	26	39
41-55	66	27	39
56/Older	67	29	38
Male	70	25	46
Female	63	30	33
Single	63	29	35
Married	68	26	42
Associate's Degree/Less	65	27	38
Bachelor's Degree/Post Grad	68	28	40
Republican	83	12	71
Democratic	54	40	14
Independent	66	25	41
Northeast	66	30	36
Midwest	66	27	39
South	68	26	42
West	64	28	37

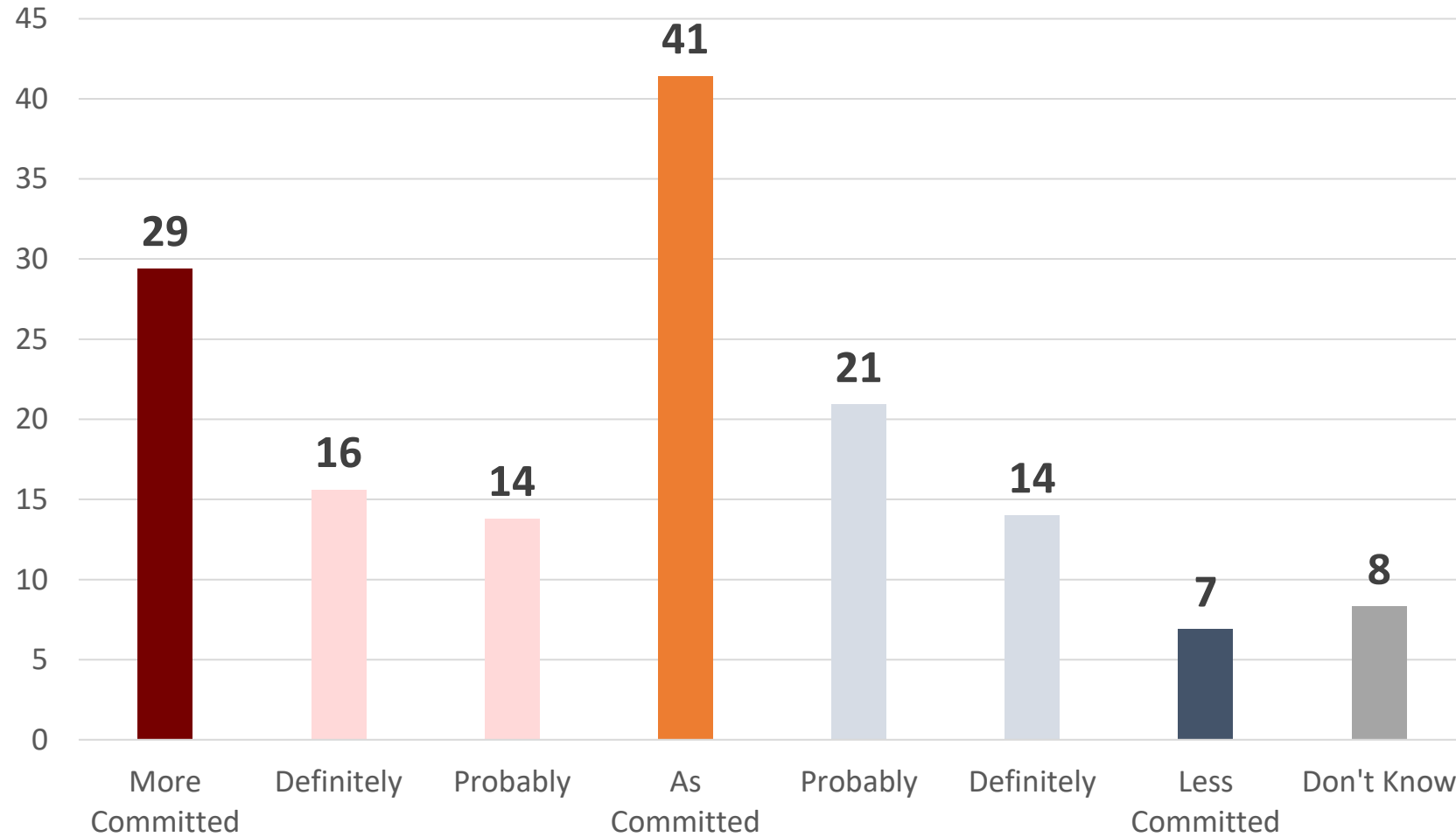
## Why do you think that when a religion tailors its teachings to what is popular, for example taking a positive view of gay marriage, that they are losing members faster than those religions that keep to traditional moral teachings?

1. They have lost their bearings, moving too far away from biblical teachings.
2. There is nothing special about a religion that adopts the views of the majority.
3. They haven't gone far enough in departing from traditional moral teachings.
4. The changes they made should have been made many years ago.



	Too Far	Not Enough	NET
Weekly Churchgoer	58	31	27
Monthly Churchgoer	46	41	5
Rarely/Never Churchgoer	42	36	6
Faith Very Important	55	31	23
Faith Somewhat Important	43	38	5
Faith Not Important	41	40	1
Church NOT Change Positions	65	24	41
Church Should Change Positions	18	67	-49
Pro-Life	65	24	41
Pro-Choice	32	50	-18
White	48	34	15
Hispanic	47	39	8
Black	65	24	42
Asian/Other	47	34	13
18-40	53	33	20
41-55	47	36	11
56/Older	46	36	10
Male	58	31	27
Female	41	39	2
Single	50	34	16
Married	48	36	12
Associate's Degree/Less	48	34	14
Bachelor's Degree/Post Grad	50	37	13
Republican	62	25	37
Democratic	38	46	-8
Independent	50	30	20
Northeast	48	35	13
Midwest	52	31	21
South	47	38	9
West	49	36	13

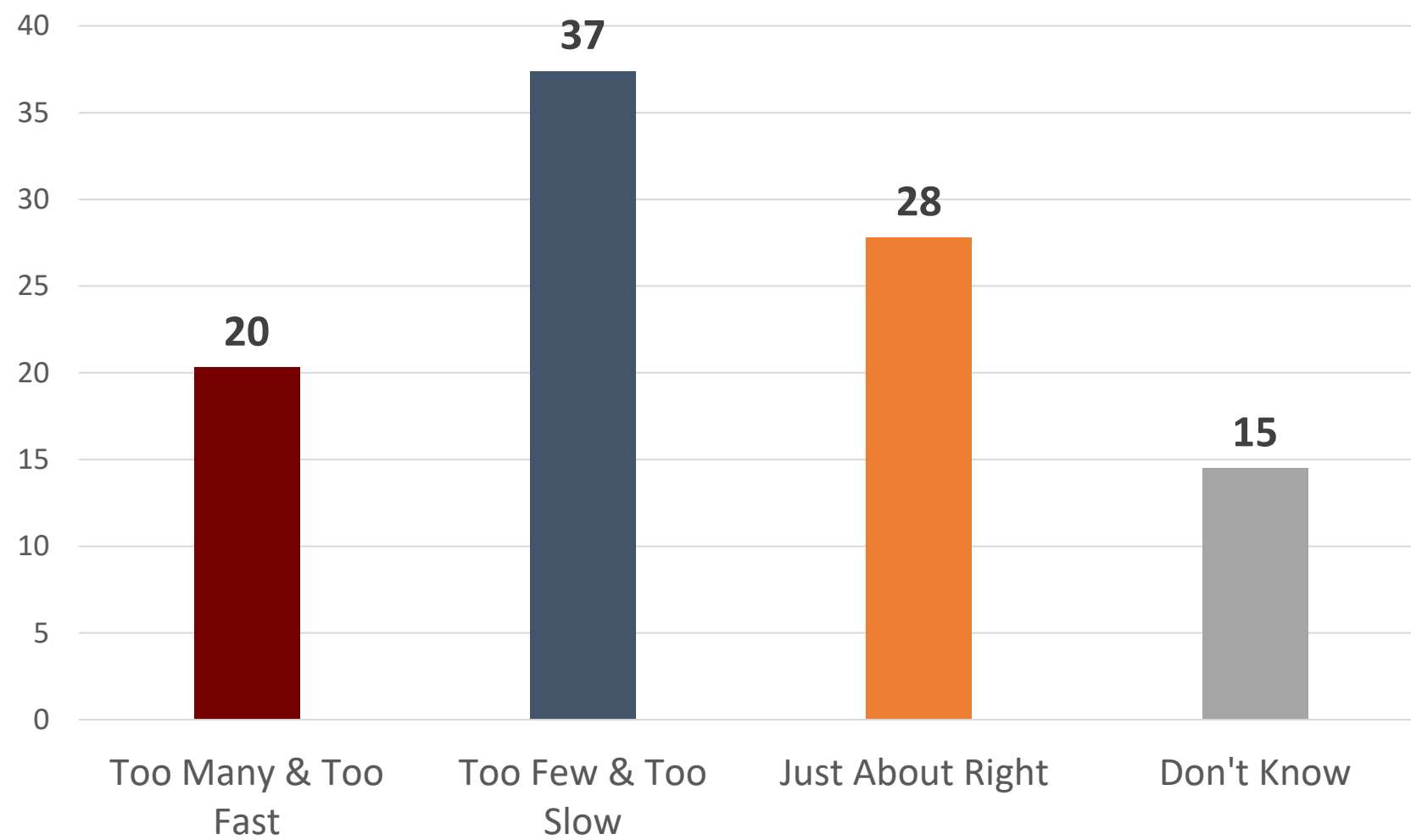
# If the Catholic church did NOT change its positions as many have suggested, how would that affect your commitment to the church?



	More	As Committed	Less	NET
Weekly Churchgoer	46	37	14	<b>31</b>
Monthly Churchgoer	27	44	25	<b>2</b>
Rarely/Never Churchgoer	17	44	25	<b>-8</b>
Faith Very Important	43	40	12	<b>31</b>
Faith Somewhat Important	19	47	26	<b>-8</b>
Faith Not Important	11	28	39	<b>-28</b>
Church NOT Change Positions	39	46	11	<b>28</b>
Church Should Change Positions	11	34	48	<b>-37</b>
Pro-Life	42	41	13	<b>29</b>
Pro-Choice	16	44	32	<b>-16</b>
White	27	45	20	<b>7</b>
Hispanic	29	39	24	<b>5</b>
Black	62	23	7	<b>55</b>
Asian/Other	40	29	19	<b>21</b>
18-40	38	30	23	<b>16</b>
41-55	36	34	19	<b>17</b>
56/Older	20	53	21	<b>0</b>
Male	35	39	20	<b>15</b>
Female	25	43	22	<b>3</b>
Single	32	38	22	<b>10</b>
Married	31	42	19	<b>12</b>
Associate's Degree/Less	29	41	19	<b>11</b>
Bachelor's Degree/Post Grad	29	42	24	<b>5</b>
Republican	38	44	12	<b>25</b>
Democratic	27	39	28	<b>-2</b>
Independent	26	43	20	<b>7</b>
Northeast	31	42	21	<b>11</b>
Midwest	29	45	21	<b>8</b>
South	30	39	19	<b>11</b>
West	27	41	23	<b>4</b>

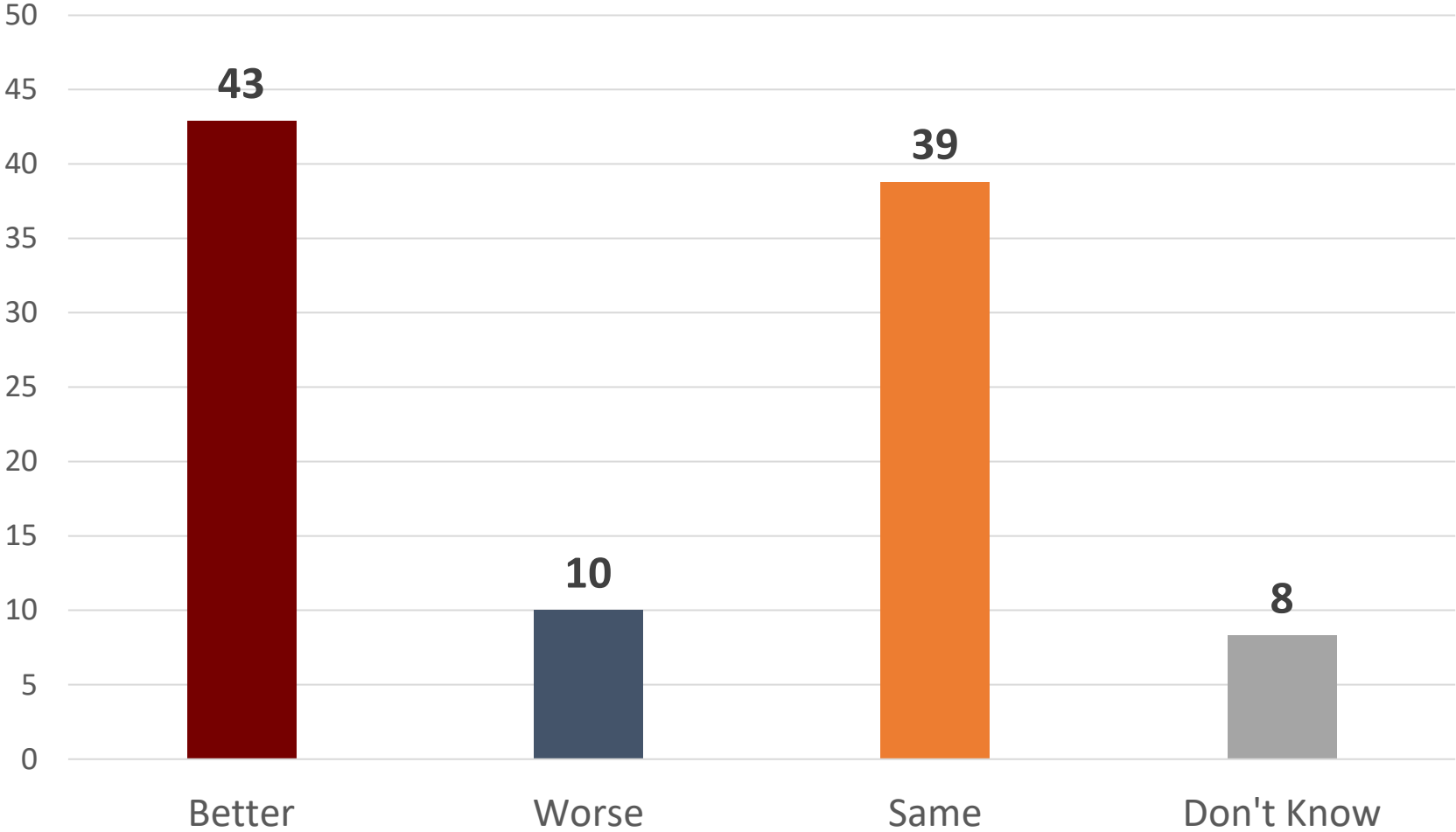


Since the Second Vatican Council, or Vatican II, 60-years ago, would you say that the church has made too many changes and gone too fast, too few changes and gone too slow, or has it made just about the right amount of changes at the right time?



	Too Many	Too Few	Right	NET
Weekly Churchgoer	26	32	34	-5
Monthly Churchgoer	21	43	27	-21
Rarely/Never Churchgoer	15	41	23	-25
Faith Very Important	27	31	32	-4
Faith Somewhat Important	15	45	25	-30
Faith Not Important	11	39	21	-28
Church NOT Change Positions	27	28	34	-1
Church Should Change Positions	8	65	15	-57
Pro-Life	30	28	32	3
Pro-Choice	9	51	24	-42
White	22	36	28	-14
Hispanic	19	38	30	-19
Black	15	43	23	-28
Asian/Other	17	47	15	-30
18-40	21	38	26	-17
41-55	21	37	25	-16
56/Older	19	37	30	-18
Male	24	34	30	-10
Female	17	40	26	-23
Single	18	39	27	-21
Married	21	38	28	-17
Associate's Degree/Less	21	35	27	-14
Bachelor's Degree/Post Grad	19	41	30	-22
Republican	31	27	30	4
Democratic	11	46	29	-34
Independent	22	36	25	-14
Northeast	20	43	22	-22
Midwest	24	35	28	-11
South	21	36	30	-15
West	17	37	31	-20

# Thinking of Pope Francis, do you think Pope Francis has made the Catholic Church better, worse, or do you think the Catholic Church has remained the same?



	Better	Worse	Same	NET
Weekly Churchgoer	53	10	33	43
Monthly Churchgoer	41	10	45	32
Rarely/Never Churchgoer	35	10	42	26
Faith Very Important	49	10	35	39
Faith Somewhat Important	38	9	43	30
Faith Not Important	32	13	42	19
Church NOT Change Positions	43	13	37	30
Church Should Change Positions	48	4	42	44
Pro-Life	42	16	36	26
Pro-Choice	46	4	42	42
White	40	12	39	28
Hispanic	47	7	39	40
Black	49	5	42	44
Asian/Other	47	16	30	32
18-40	48	6	37	42
41-55	44	9	40	35
56/Older	39	13	40	26
Male	45	10	39	35
Female	41	10	39	31
Single	47	5	40	42
Married	43	12	37	31
Associate's Degree/Less	40	8	42	32
Bachelor's Degree/Post Grad	48	13	34	35
Republican	37	16	39	21
Democratic	53	4	37	48
Independent	37	12	41	25
Northeast	49	13	32	36
Midwest	41	10	40	31
South	40	9	43	32
West	42	8	40	34

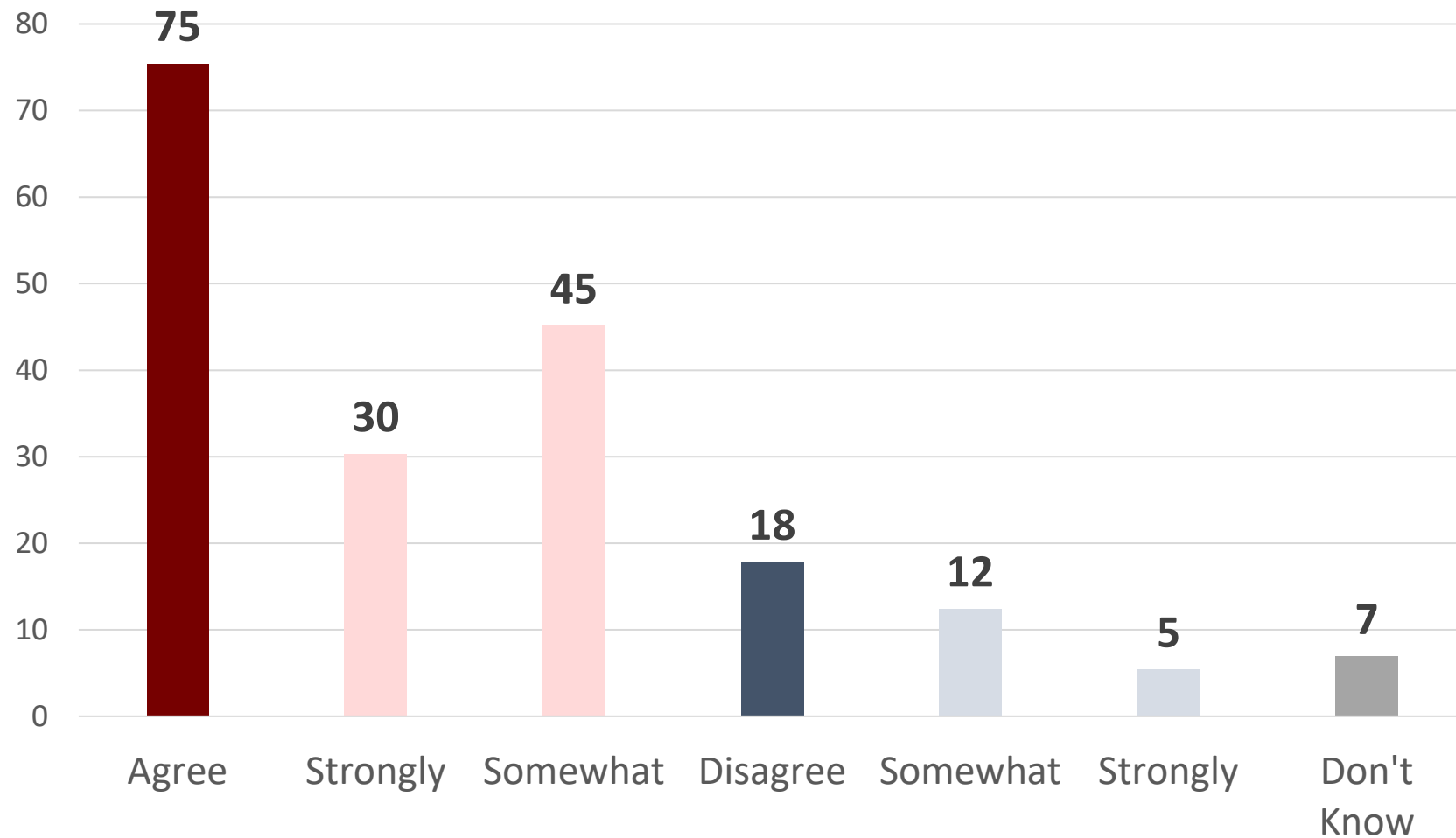
While obviously the MOST important job of the Catholic Church is to promote the Word of God and Jesus Christ, which do you think should be the next most important priorities of the Catholic Church? (Allowed to Select Up to 3 Choices)

	Total	Weekly Churchgoer	Monthly Churchgoer	Rarely/Never Churchgoer	White	Hispanic	Black	18-40	41-55	56+	Male	Female
PROMOTE FAMILY VALUES	47	42	54	49	48	46	43	39	50	51	42	51
POVERTY/HOMELESSNESS	34	28	33	39	34	35	32	34	35	34	31	38
CATHOLIC VALUES	29	35	27	25	29	28	34	27	25	32	30	28
RELIGIOUS LIBERTY	24	25	23	24	23	28	16	26	27	22	27	22
CATHOLIC EDUCATION	16	16	18	16	19	12	20	15	12	19	18	15
UNBORN/ADOPTION SERVICES	16	21	17	12	19	10	12	14	12	20	17	15
STOP HUMAN TRAFFICKING	14	13	10	15	14	15	4	13	16	13	11	16
HEALTHCARE SERVICES	13	15	11	12	11	14	31	17	15	9	13	12
SERVICES TO IMMIGRANTS	11	11	14	11	8	19	-	16	12	8	13	11
TRAINING PRIESTS/NUNS	10	13	14	7	12	6	4	5	11	13	11	10
DEAL WITH CLIMATE CHANGE	8	9	3	8	7	8	23	11	6	7	10	6
BIAS AGAINST CATHOLICS	7	8	7	5	6	8	7	10	6	5	8	6
BUILD MORE CHURCHES	3	6	2	2	1	7	3	8	3	-	3	3

## Do you agree or disagree with the following statements?

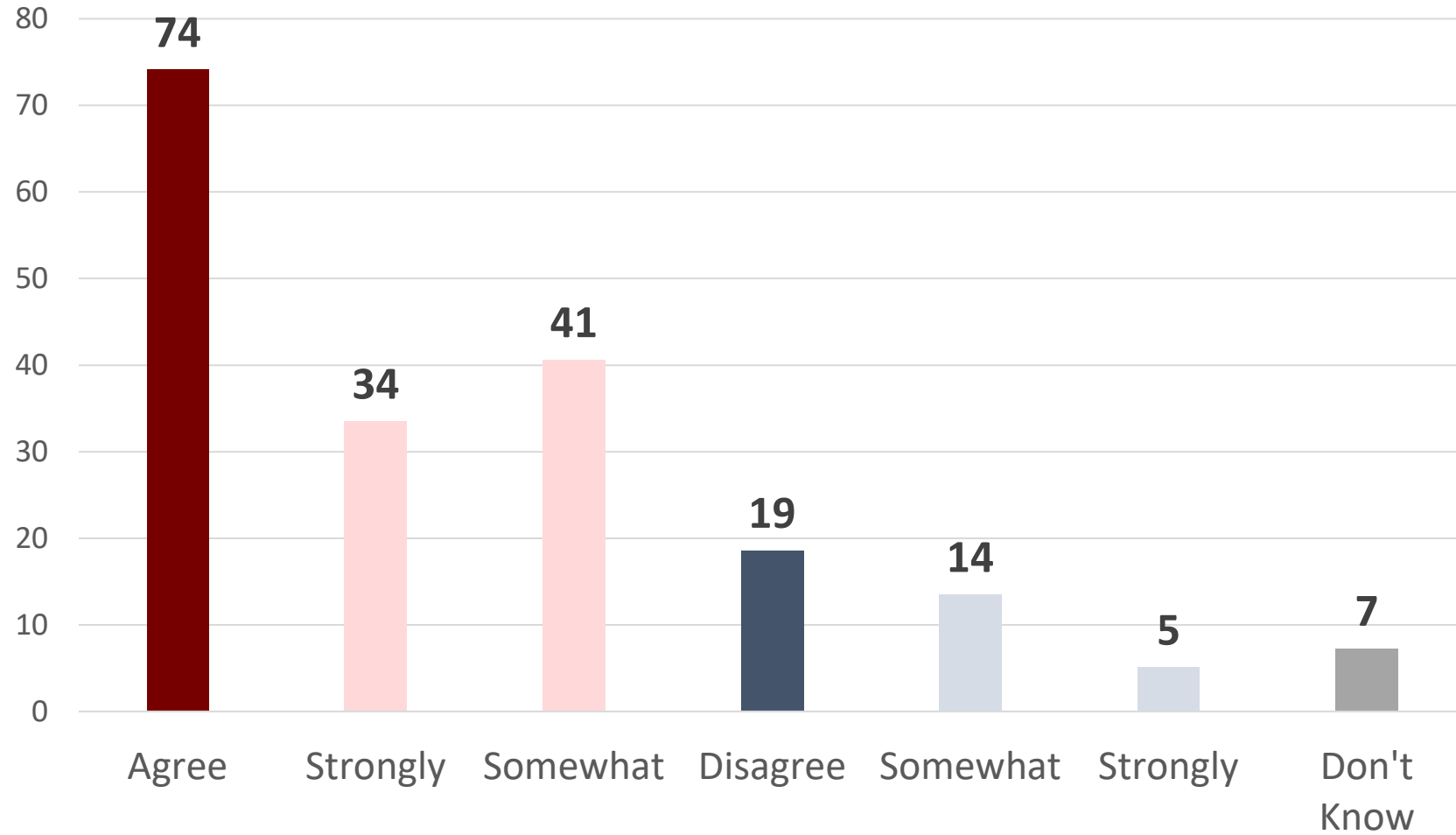
	Agree	Strongly Agree	Disagree	Don't Know	NET
The Catholic Church is an important voice of morality in America.	<b>75</b>	30	<b>18</b>	7	<b>+57</b>
I would like to see the Catholic church speak out more on moral issues in America.	<b>74</b>	34	<b>19</b>	7	<b>+55</b>
The government should not force Catholic doctors and Catholic hospitals to perform abortions or sex-transition services against their will.	<b>72</b>	46	<b>19</b>	10	<b>+53</b>
It is getting harder to practice your faith and express your faith publicly in America.	<b>62</b>	28	<b>35</b>	31	<b>+27</b>
The Catholic Church should continue to teach that there are only two sexes, male and female, and should not change its teaching.	<b>59</b>	37	<b>32</b>	9	<b>+27</b>
While the sexual abuse scandal in the Catholic Church was horrible, the Church has learned from its mistakes and is now doing everything it can to help keep children safe.	<b>59</b>	22	<b>29</b>	12	<b>+30</b>
Generally speaking the news media is biased against the Catholic Church and people of faith.	<b>57</b>	24	<b>31</b>	12	<b>+26</b>
While it is morally wrong for small businessmen to refuse services to gays, they have a religious right not to provide services that force them to approve of same-sex marriages.	<b>47</b>	22	<b>42</b>	11	<b>+5</b>
Joe Biden is a devout Catholic.	<b>40</b>	19	<b>32</b>	28	<b>+8</b>
Nancy Pelosi is a devout Catholic.	<b>29</b>	11	<b>32</b>	38	<b>-3</b>

# Do you agree or disagree with the following statements? “The Catholic Church is an important voice of morality in America.”



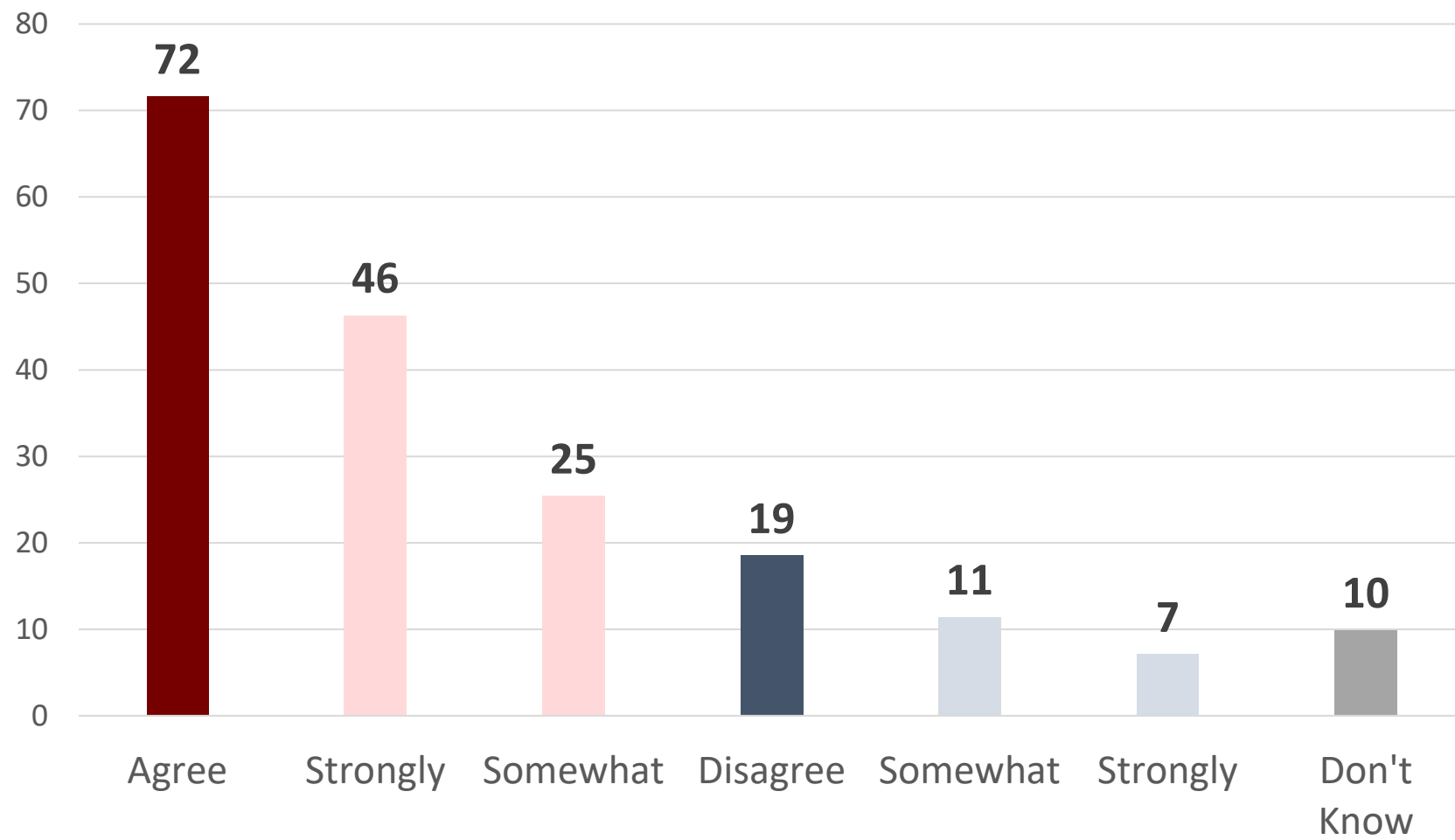
	Agree	Strongly	Disagree	NET
Weekly Churchgoer	86	44	11	74
Monthly Churchgoer	74	25	19	55
Rarely/Never Churchgoer	68	21	23	45
Faith Very Important	85	47	11	74
Faith Somewhat Important	69	15	20	49
Faith Not Important	55	14	36	19
Church NOT Change Positions	82	38	14	68
Church Should Change Positions	65	15	28	37
Pro-Life	84	41	12	72
Pro-Choice	66	19	26	40
White	78	34	16	62
Hispanic	71	25	21	50
Black	77	44	19	58
Asian/Other	75	19	21	55
18-40	72	28	19	53
41-55	76	30	17	60
56/Older	77	32	17	60
Male	80	33	16	64
Female	71	28	19	52
Single	70	24	19	52
Married	81	35	16	65
Associate's Degree/Less	74	31	18	56
Bachelor's Degree/Post Grad	77	29	17	60
Republican	84	40	12	72
Democratic	72	26	21	51
Independent	72	28	19	53
Northeast	78	32	15	63
Midwest	74	37	22	52
South	79	29	15	63
West	70	26	20	50

# Do you agree or disagree with the following statements? “I would like to see the Catholic church speak out more on moral issues in America.”



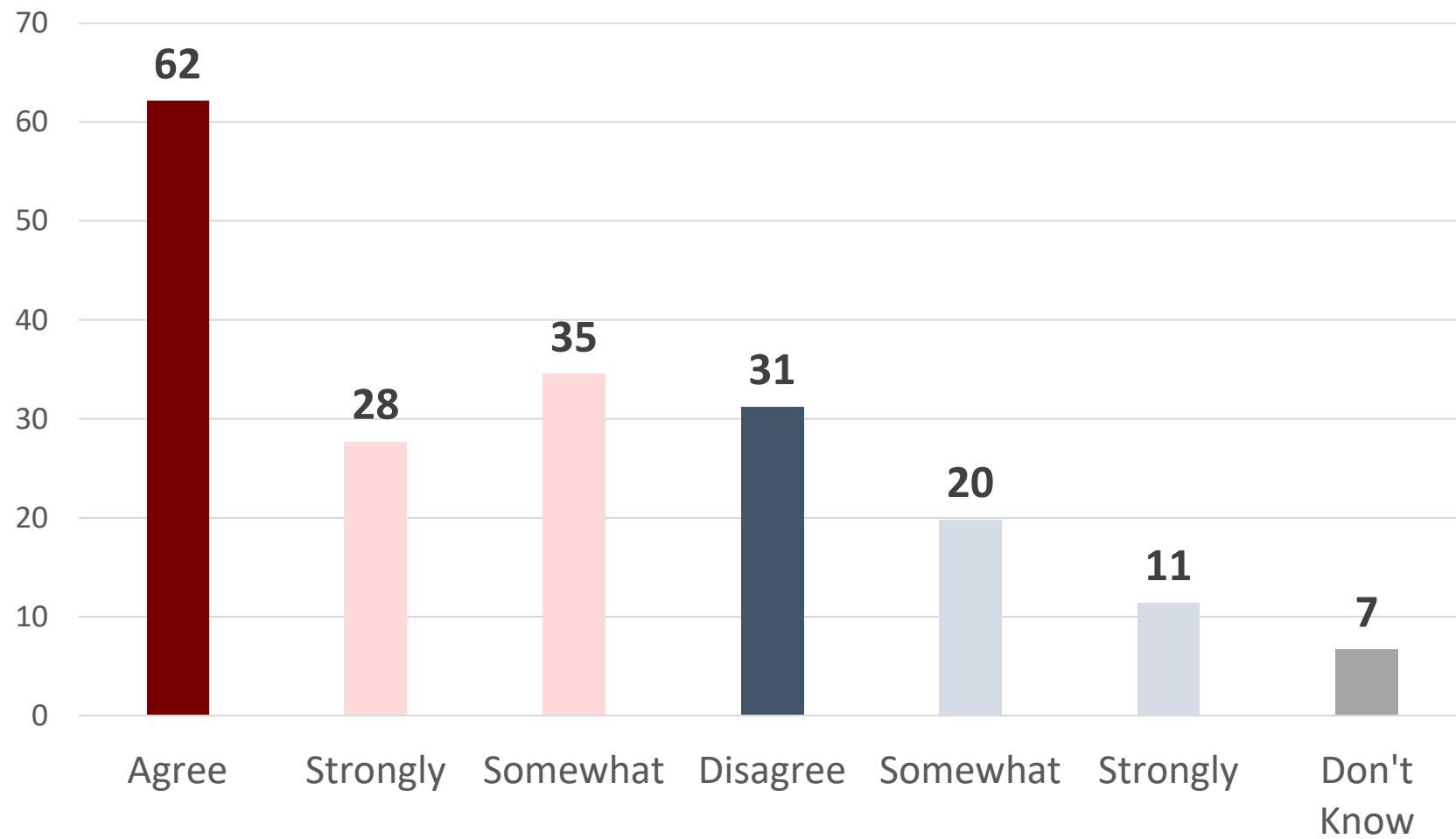
	Agree	Strongly	Disagree	NET
Weekly Churchgoer	80	45	17	63
Monthly Churchgoer	75	29	18	56
Rarely/Never Churchgoer	70	26	20	50
Faith Very Important	83	45	14	69
Faith Somewhat Important	70	24	20	50
Faith Not Important	53	18	33	20
Church NOT Change Positions	81	39	15	66
Church Should Change Positions	63	24	30	33
Pro-Life	82	41	13	69
Pro-Choice	66	26	26	40
White	73	34	21	52
Hispanic	76	31	16	60
Black	81	55	11	70
Asian/Other	70	31	21	49
18-40	74	31	17	57
41-55	74	37	19	55
56/Older	74	34	20	55
Male	77	37	17	60
Female	72	30	20	52
Single	67	27	22	46
Married	78	36	17	61
Associate's Degree/Less	74	32	16	57
Bachelor's Degree/Post Grad	75	35	22	53
Republican	80	40	15	65
Democratic	71	32	23	48
Independent	73	31	16	57
Northeast	72	33	21	51
Midwest	74	38	20	54
South	76	33	16	60
West	74	31	18	56

# Do you agree or disagree with the following statements? “The government should not force Catholic doctors and Catholic hospitals to perform abortions or sex-transition services against their will.”



	Agree	Strongly	Disagree	NET
Weekly Churchgoer	77	54	15	63
Monthly Churchgoer	64	40	21	43
Rarely/Never Churchgoer	69	42	21	48
Faith Very Important	76	56	16	59
Faith Somewhat Important	69	37	20	48
Faith Not Important	66	39	21	45
Church NOT Change Positions	83	57	11	72
Church Should Change Positions	49	25	38	11
Pro-Life	86	61	8	78
Pro-Choice	57	31	31	26
White	76	52	16	60
Hispanic	65	36	24	41
Black	77	55	19	58
Asian/Other	63	38	14	48
18-40	64	40	26	38
41-55	71	41	16	54
56/Older	78	53	14	64
Male	73	48	19	54
Female	71	45	19	52
Single	64	42	24	40
Married	75	48	16	59
Associate's Degree/Less	71	46	18	53
Bachelor's Degree/Post Grad	73	47	20	54
Republican	86	61	6	81
Democratic	62	36	27	35
Independent	71	46	19	52
Northeast	72	47	20	52
Midwest	79	52	15	64
South	69	43	19	50
West	69	45	19	50

# Do you agree or disagree with the following statements? “It is getting harder to practice your faith and express your faith publicly in America.”

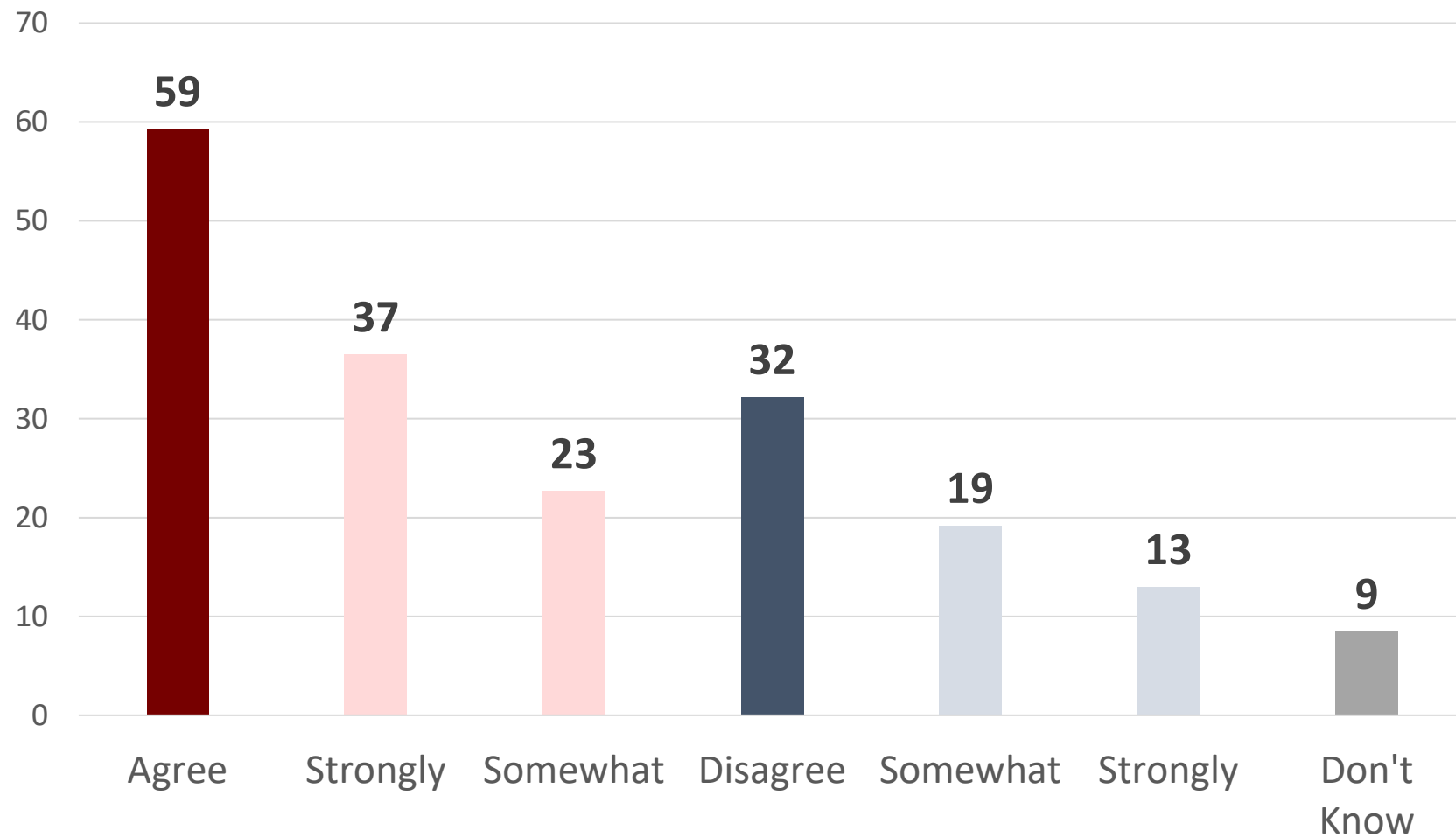


	Agree	Strongly	Disagree	NET
Weekly Churchgoer	66	31	29	37
Monthly Churchgoer	66	30	28	38
Rarely/Never Churchgoer	58	25	34	24
Faith Very Important	69	34	27	42
Faith Somewhat Important	57	19	36	21
Faith Not Important	53	29	34	19
Church NOT Change Positions	72	33	23	49
Church Should Change Positions	43	19	51	-8
Pro-Life	70	34	24	46
Pro-Choice	54	21	41	13
White	64	31	30	34
Hispanic	59	22	33	26
Black	70	48	19	52
Asian/Other	55	12	42	13
18-40	63	26	30	33
41-55	65	29	27	38
56/Older	60	28	34	26
Male	63	28	31	33
Female	61	27	32	30
Single	60	24	32	28
Married	65	30	30	35
Associate's Degree/Less	64	30	29	36
Bachelor's Degree/Post Grad	59	25	35	25
Republican	75	34	23	52
Democratic	55	24	38	17
Independent	61	26	30	30
Northeast	67	32	28	39
Midwest	64	29	30	34
South	61	25	29	32
West	58	26	38	20



# Do you agree or disagree with the following statements?

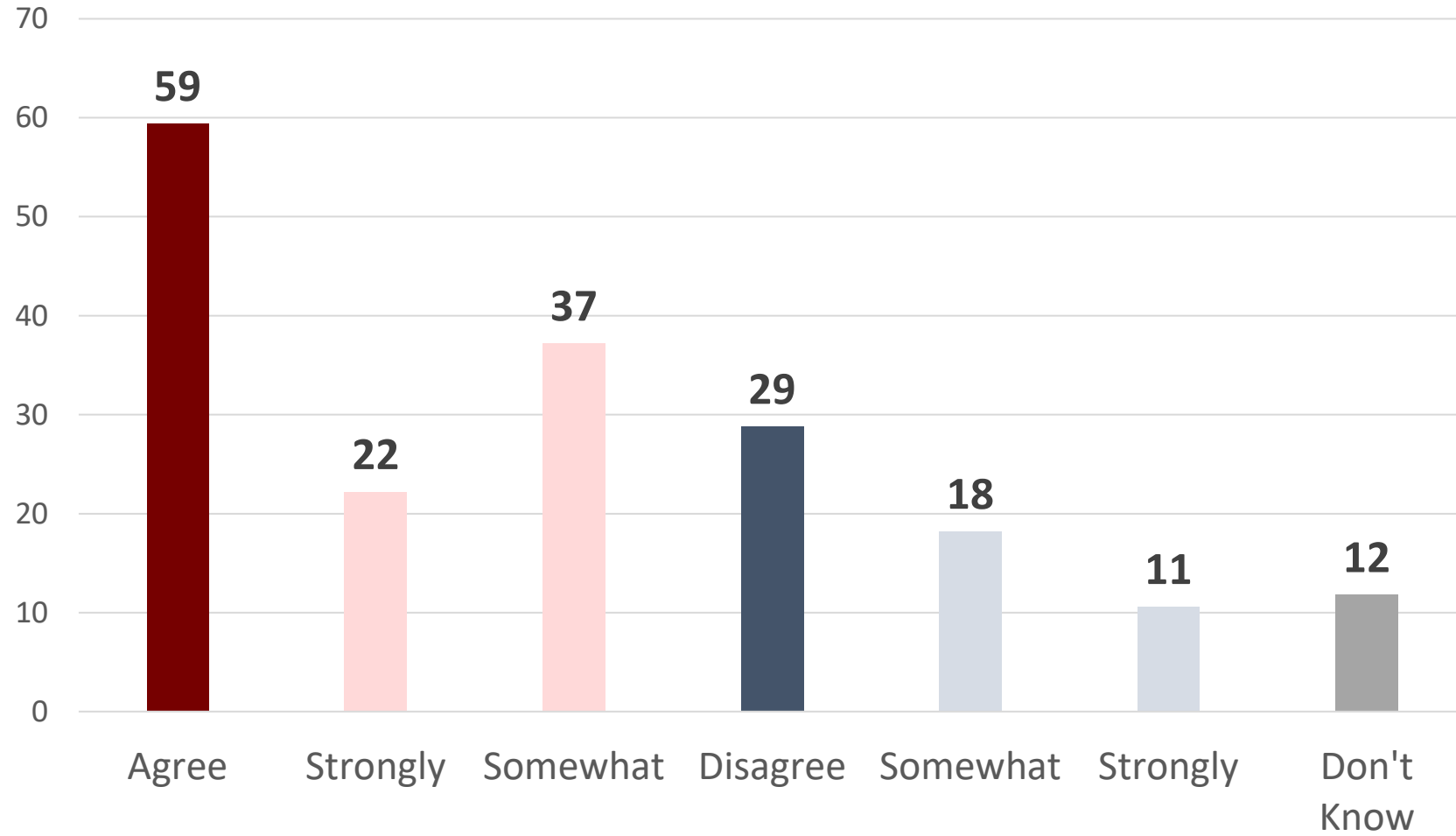
“The Catholic Church should continue to teach that there are only two sexes, male and female, and should not change its teaching.”



	Agree	Strongly	Disagree	NET
Weekly Churchgoer	68	48	25	44
Monthly Churchgoer	57	33	33	24
Rarely/Never Churchgoer	53	29	38	15
Faith Very Important	66	48	27	39
Faith Somewhat Important	53	26	36	17
Faith Not Important	52	25	42	10
Church NOT Change Positions	73	49	21	51
Church Should Change Positions	31	11	60	-30
Pro-Life	75	51	19	56
Pro-Choice	42	21	51	-9
White	61	40	31	30
Hispanic	57	30	34	23
Black	70	47	23	46
Asian/Other	43	27	43	0
18-40	59	35	33	25
41-55	61	37	31	30
56/Older	59	37	32	27
Male	70	43	24	46
Female	50	31	40	11
Single	56	30	35	21
Married	64	41	28	36
Associate's Degree/Less	59	36	32	26
Bachelor's Degree/Post Grad	60	38	32	28
Republican	77	53	16	61
Democratic	48	24	44	4
Independent	59	38	32	26
Northeast	58	33	34	24
Midwest	63	41	32	31
South	64	39	28	35
West	54	34	35	18

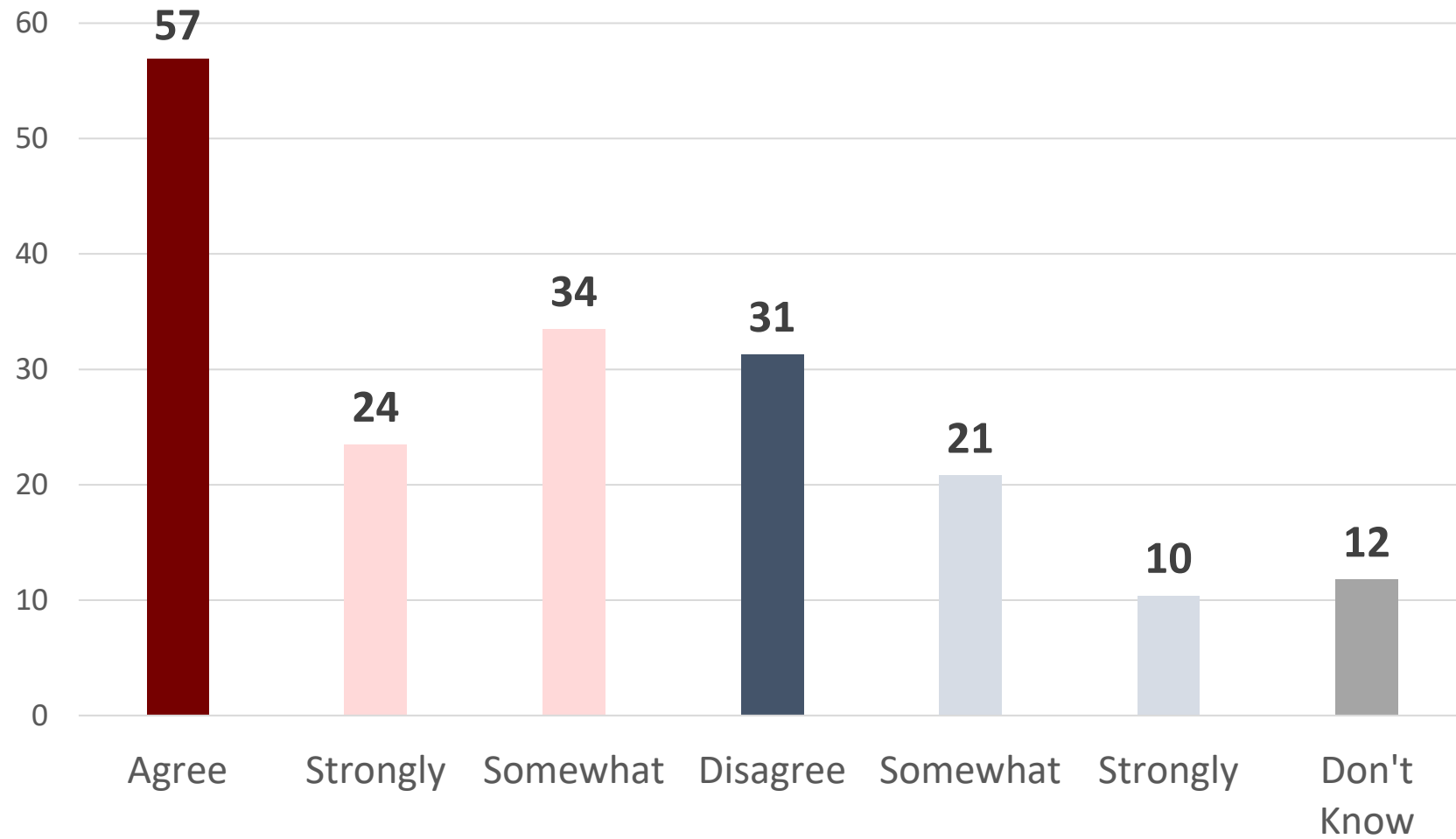
# Do you agree or disagree with the following statements?

“While the sexual abuse scandal in the Catholic Church was horrible, the Church has learned from its mistakes and is now doing everything it can to help keep children safe.”



	Agree	Strongly	Disagree	NET
Weekly Churchgoer	76	34	19	57
Monthly Churchgoer	63	20	25	38
Rarely/Never Churchgoer	45	14	38	8
Faith Very Important	72	33	21	52
Faith Somewhat Important	53	13	33	20
Faith Not Important	29	8	49	-20
Church NOT Change Positions	69	27	23	46
Church Should Change Positions	40	12	44	-3
Pro-Life	69	28	24	45
Pro-Choice	49	16	35	14
White	59	21	29	30
Hispanic	57	23	29	28
Black	73	31	28	45
Asian/Other	73	23	23	51
18-40	59	26	29	29
41-55	60	25	27	33
56/Older	60	19	29	31
Male	65	24	26	39
Female	54	21	31	23
Single	58	25	28	29
Married	61	22	29	33
Associate's Degree/Less	61	23	25	36
Bachelor's Degree/Post Grad	57	21	33	24
Republican	67	27	21	46
Democratic	59	23	29	30
Independent	54	18	35	19
Northeast	58	22	32	26
Midwest	61	17	27	34
South	63	21	27	36
West	56	27	29	27

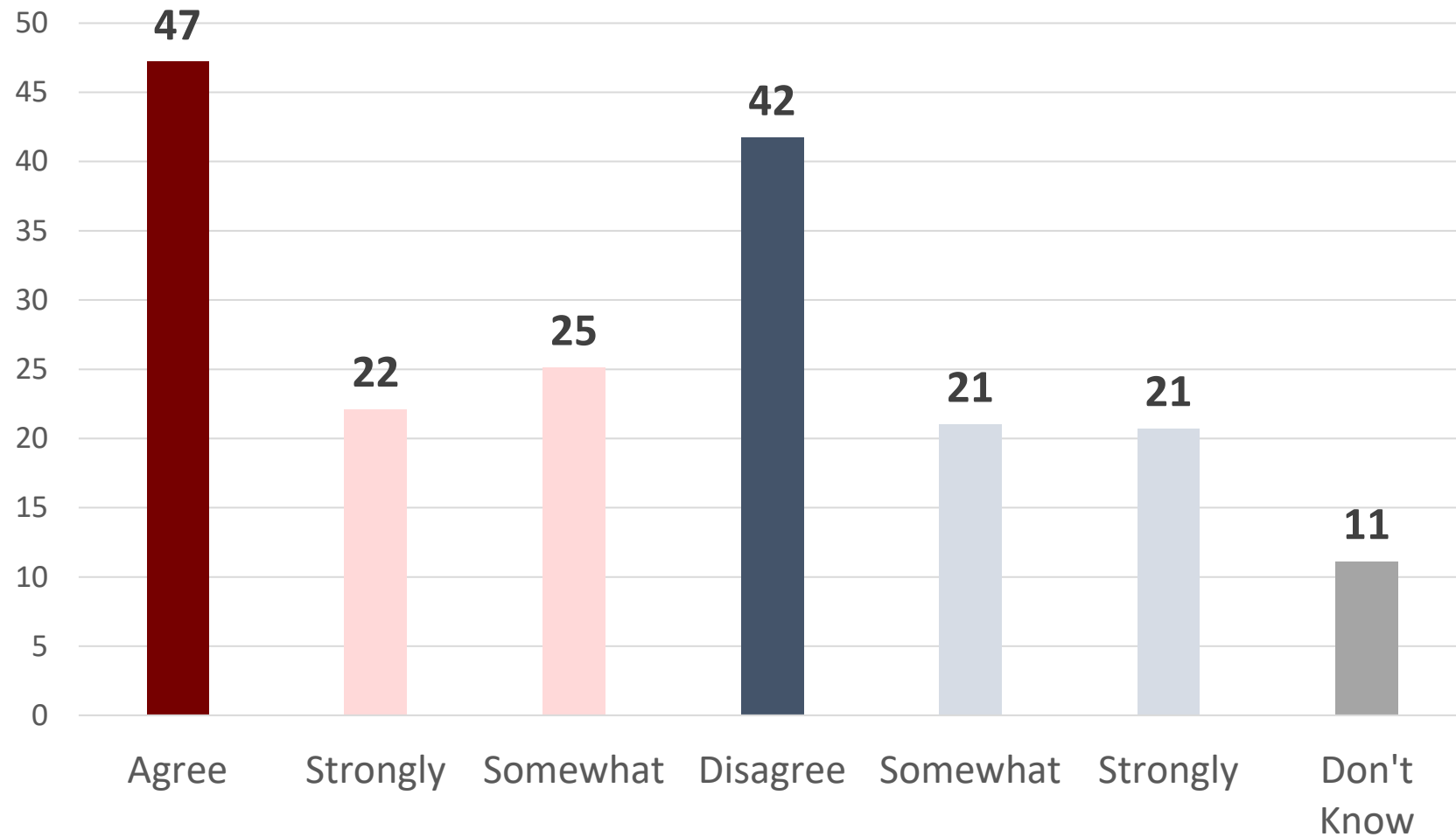
# Do you agree or disagree with the following statements? “Generally speaking the news media is biased against the Catholic Church and people of faith.”



	Agree	Strongly	Disagree	NET
Weekly Churchgoer	67	35	25	42
Monthly Churchgoer	57	17	31	26
Rarely/Never Churchgoer	49	16	36	13
Faith Very Important	65	34	25	40
Faith Somewhat Important	53	13	33	20
Faith Not Important	37	15	49	-12
Church NOT Change Positions	69	30	23	46
Church Should Change Positions	33	10	53	-20
Pro-Life	72	32	21	51
Pro-Choice	41	14	45	-4
White	59	27	31	28
Hispanic	55	19	31	24
Black	55	23	31	24
Asian/Other	54	16	35	19
18-40	56	20	29	27
41-55	67	29	26	40
56/Older	54	23	35	19
Male	61	27	30	32
Female	53	20	33	21
Single	55	19	34	21
Married	60	28	29	31
Associate's Degree/Less	56	22	30	26
Bachelor's Degree/Post Grad	58	25	33	25
Republican	74	32	18	57
Democratic	46	19	42	4
Independent	56	22	30	26
Northeast	59	24	35	23
Midwest	59	24	29	30
South	54	17	31	23
West	58	29	30	28

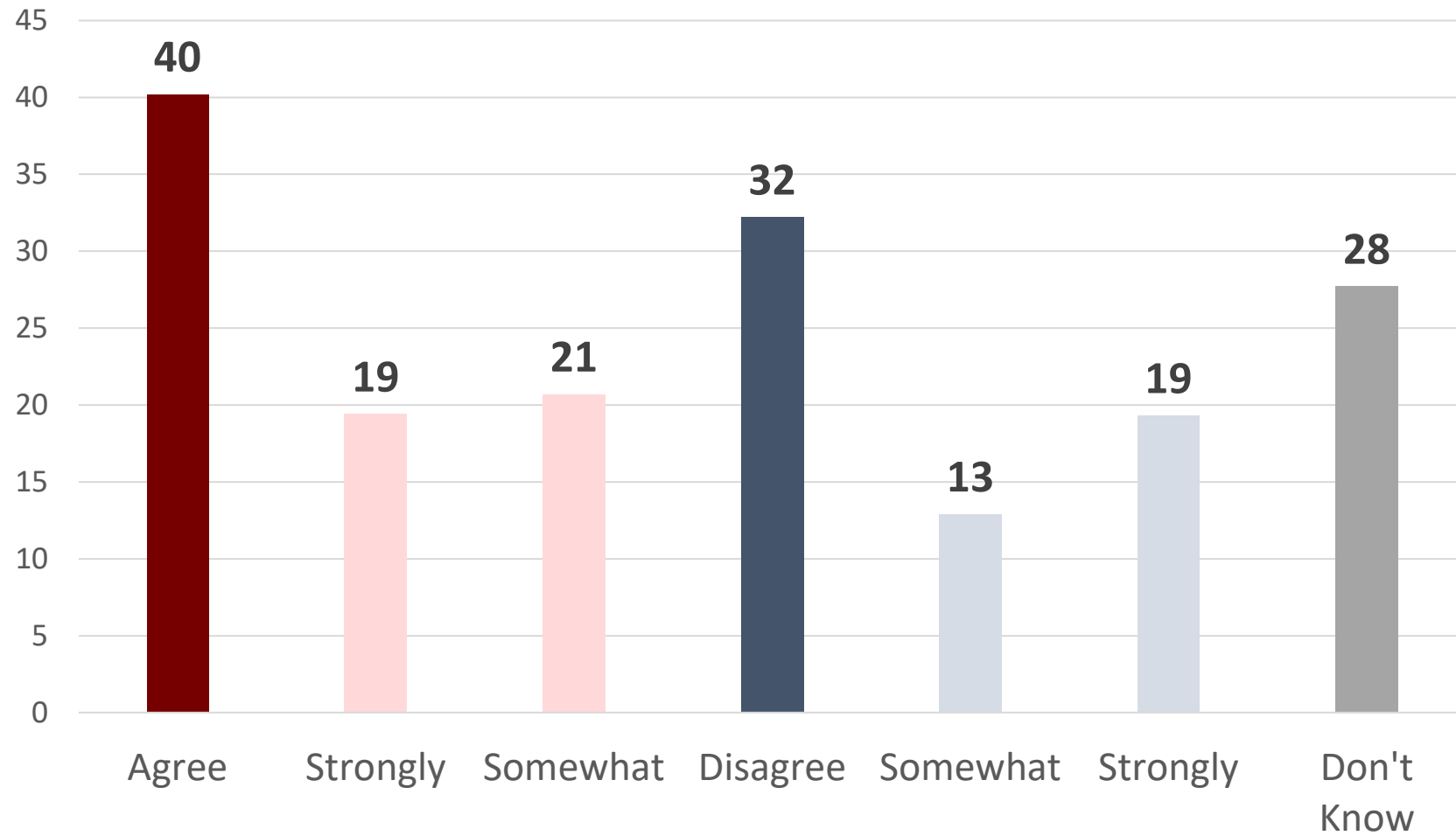
# Do you agree or disagree with the following statements?

“While it is morally wrong for small businessmen to refuse services to gays, they have a religious right not to provide services that force them to approve of same-sex marriages.”



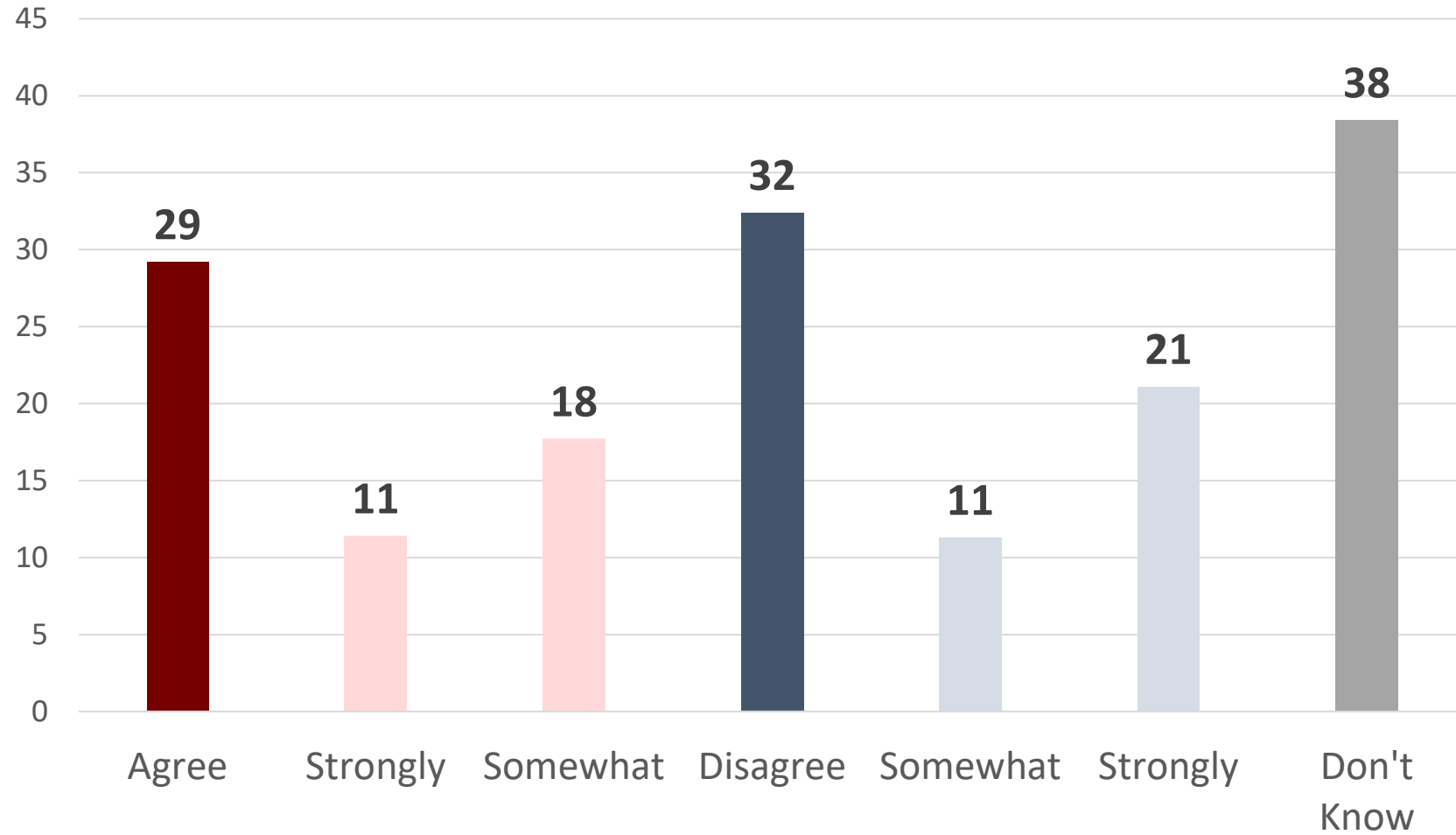
	Agree	Strongly	Disagree	NET
Weekly Churchgoer	59	31	32	27
Monthly Churchgoer	43	14	48	-5
Rarely/Never Churchgoer	39	18	48	-9
Faith Very Important	55	32	36	19
Faith Somewhat Important	41	11	48	-7
Faith Not Important	38	18	46	-7
Church NOT Change Positions	60	29	31	29
Church Should Change Positions	20	7	70	-50
Pro-Life	61	30	29	32
Pro-Choice	32	13	56	-24
White	48	23	40	9
Hispanic	42	19	48	-6
Black	70	43	23	47
Asian/Other	52	19	40	12
18-40	46	21	43	3
41-55	51	23	41	10
56/Older	46	22	41	5
Male	55	23	35	20
Female	41	22	47	-7
Single	44	17	43	1
Married	51	25	39	11
Associate's Degree/Less	46	21	43	4
Bachelor's Degree/Post Grad	49	24	41	8
Republican	66	35	24	42
Democratic	37	17	53	-16
Independent	45	18	44	1
Northeast	49	25	41	8
Midwest	51	23	39	12
South	43	22	45	-2
West	47	19	42	6

# Do you agree or disagree with the following statements? “Joe Biden is a devout Catholic.”



	Agree	Strongly	Disagree	NET
Weekly Churchgoer	43	21	37	6
Monthly Churchgoer	41	17	25	16
Rarely/Never Churchgoer	37	19	30	7
Faith Very Important	41	22	34	7
Faith Somewhat Important	40	17	30	10
Faith Not Important	38	18	32	6
Church NOT Change Positions	35	16	42	-6
Church Should Change Positions	56	29	12	43
Pro-Life	32	15	44	-12
Pro-Choice	50	25	19	32
White	36	23	39	-3
Hispanic	40	14	25	15
Black	73	31	11	62
Asian/Other	62	7	23	39
18-40	40	16	24	16
41-55	45	18	28	18
56/Older	38	23	40	-2
Male	44	19	32	11
Female	37	20	32	5
Single	38	16	28	10
Married	43	20	35	8
Associate's Degree/Less	39	19	29	11
Bachelor's Degree/Post Grad	42	20	37	5
Republican	19	8	57	-38
Democratic	60	32	14	46
Independent	35	15	33	2
Northeast	45	27	31	14
Midwest	36	18	37	-1
South	38	15	30	8
West	41	18	32	9

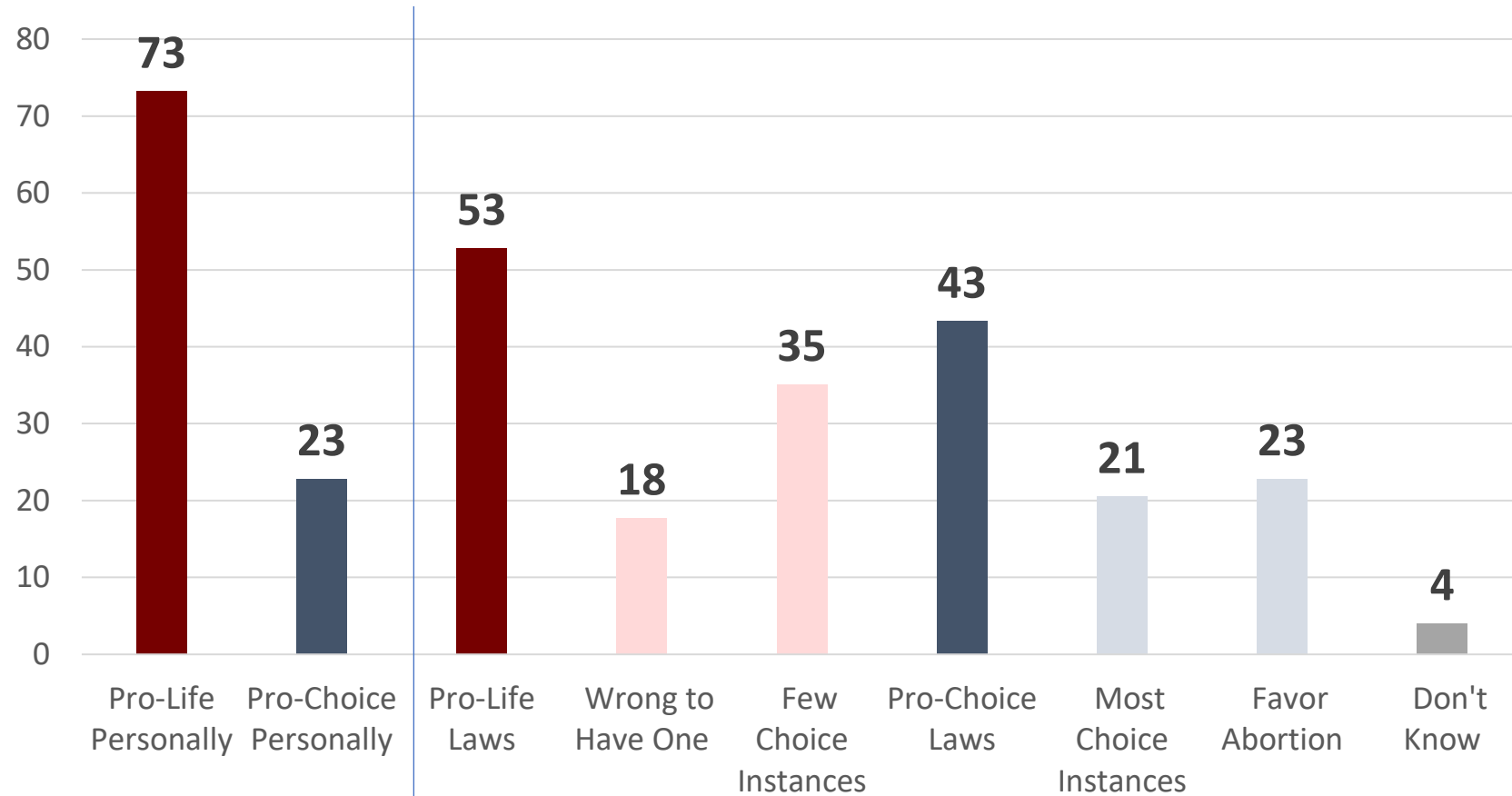
# Do you agree or disagree with the following statements? “Nancy Pelosi is a devout Catholic.”



	Agree	Strongly	Disagree	NET
Weekly Churchgoer	35	16	38	-3
Monthly Churchgoer	26	8	31	-5
Rarely/Never Churchgoer	25	9	28	-3
Faith Very Important	30	14	36	-5
Faith Somewhat Important	29	10	29	0
Faith Not Important	26	6	30	-5
Church NOT Change Positions	28	11	40	-12
Church Should Change Positions	35	14	19	16
Pro-Life	24	10	46	-22
Pro-Choice	36	14	18	19
White	25	11	39	-14
Hispanic	33	10	24	9
Black	58	28	16	42
Asian/Other	32	8	31	1
18-40	32	12	25	8
41-55	37	14	28	9
56/Older	24	10	40	-16
Male	33	13	36	-3
Female	26	10	30	-3
Single	28	10	28	0
Married	33	13	34	-1
Associate's Degree/Less	27	11	28	-1
Bachelor's Degree/Post Grad	32	13	38	-6
Republican	15	7	58	-43
Democratic	43	17	15	28
Independent	24	8	32	-8
Northeast	32	13	34	-1
Midwest	24	12	37	-14
South	28	11	29	-1
West	32	10	32	0

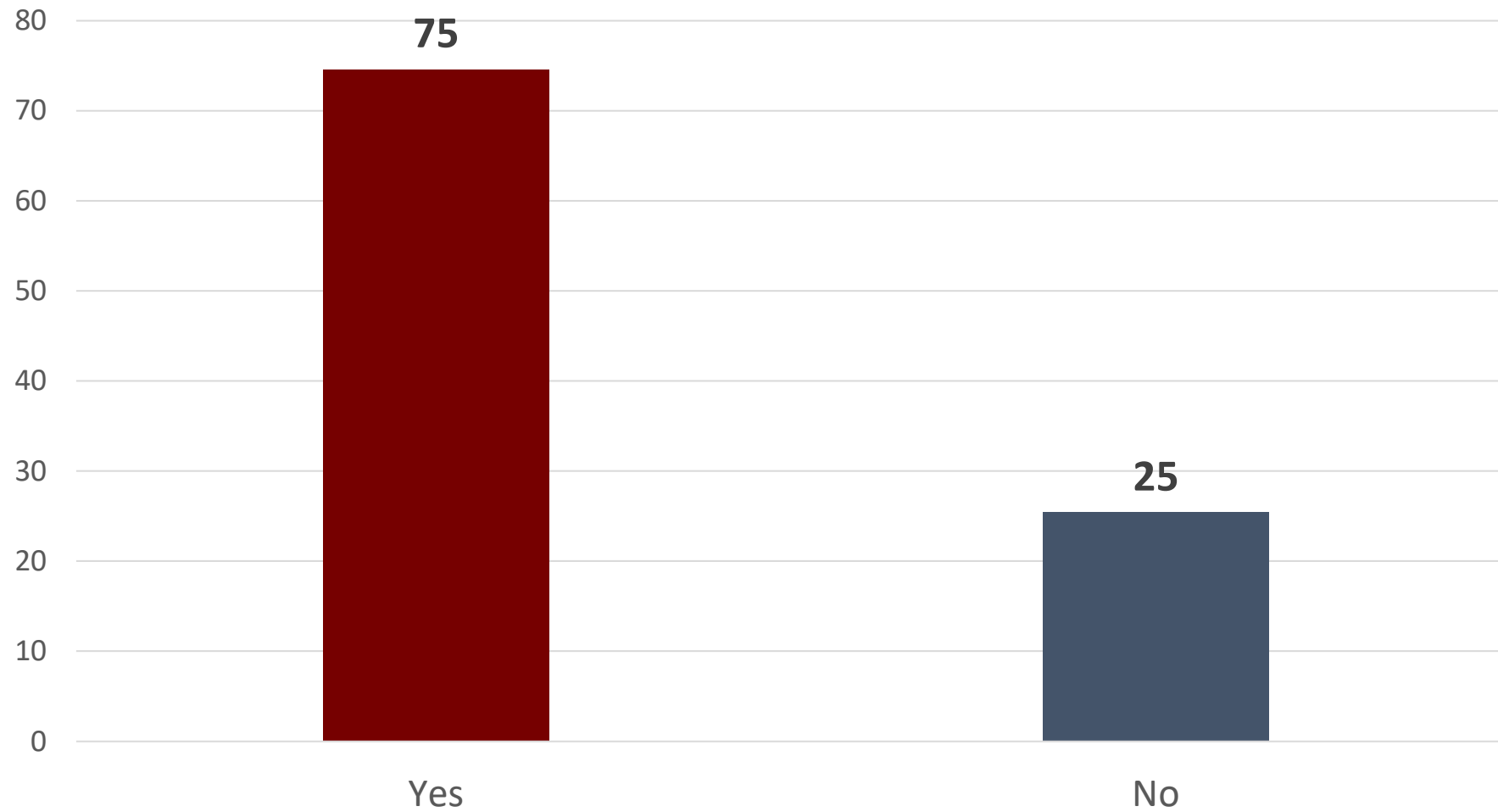
## Which of the following statements regarding abortion comes closest to your opinion?

1. I am personally opposed to abortion and believe it is wrong for anyone to have one.
2. I am personally opposed to abortion, but I believe that in a few instances it is a choice best left up to the individual.
3. I am personally opposed to abortion, but I believe that in most instances it is a choice best left up to the individual.
4. I personally favor abortion and believe it should be available for any individual that chooses to have one.



	Pro-Life Laws	Pro-Choice Laws	NET
Weekly Churchgoer	68	29	39
Monthly Churchgoer	52	44	8
Rarely/Never Churchgoer	41	54	-13
Faith Very Important	65	31	34
Faith Somewhat Important	44	52	-8
Faith Not Important	31	64	-33
Church NOT Change Positions	67	32	35
Church Should Change Positions	24	74	-50
Pro-Life	100	-	100
Pro-Choice	-	100	-100
White	55	42	13
Hispanic	49	46	3
Black	46	50	-4
Asian/Other	67	33	34
18-40	53	41	12
41-55	51	44	7
56/Older	54	45	9
Male	55	41	14
Female	51	45	5
Single	56	40	16
Married	52	44	8
Associate's Degree/Less	52	43	9
Bachelor's Degree/Post Grad	54	44	10
Republican	70	27	43
Democratic	35	60	-25
Independent	59	37	22
Northeast	50	48	2
Midwest	63	34	29
South	53	41	12
West	48	49	-1

# Do you believe the opinions of non-practicing Catholics should be included in surveys by the Catholic Church the same way that the opinions of regular church going Catholics are considered?



	Yes	No	NET
Weekly Churchgoer	74	26	48
Monthly Churchgoer	70	30	39
Rarely/Never Churchgoer	76	24	53
Faith Very Important	74	26	49
Faith Somewhat Important	73	27	47
Faith Not Important	80	20	60
Church NOT Change Positions	72	28	44
Church Should Change Positions	83	17	66
Pro-Life	72	28	43
Pro-Choice	80	20	61
White	71	29	42
Hispanic	79	21	58
Black	81	19	62
Asian/Other	81	19	61
18-40	77	23	54
41-55	73	27	45
56/Older	74	26	47
Male	73	27	46
Female	76	24	52
Single	74	26	47
Married	77	23	54
Associate's Degree/Less	74	26	48
Bachelor's Degree/Post Grad	75	25	51
Republican	66	34	32
Democratic	81	19	62
Independent	74	26	49
Northeast	76	24	52
Midwest	69	31	38
South	77	23	54
West	75	25	49



# Takeaways

## Two in five Catholics are regular churchgoers.

- 38% are regular churchgoers, going to church at least once a week.
- 13% attend church monthly.
- Half (49%) rarely or never go to church.
- **Who is more likely to attend church weekly?** If faith is very important (62%), if they believe the church should stick to principles (47%), pro-life (49%), Hispanic (43%), Black (50%), Asian/Other (46%), men (45%), married (43%), 18-40 (47%), Republicans (42%), and in the South (41%).
- **Who is less likely to attend church weekly?** If faith is only somewhat (19%) or not important (3%), if they believe the church should change positions (20%), pro-choice (26%), White (34%), women (32%), and 56/older (32%).

## There is a universe of Catholics who could be attracted to going to church more.

- Even though 39% are weekly churchgoers, 88% say the Catholic faith is important to them, including half (49%) who say their Catholic faith is very important.
- Overall, 1 in 5 (19%) Catholics who say their faith is very important to them don't attend church weekly.
- Among monthly churchgoers, 44% say their faith is very important (6% of all Catholics)
- Among rarely or never churchgoers, 26% say their faith is very important (13% of all Catholics)

# Takeaways

## In general, the majority of Catholics believe the church should stick to its principles.

- 56% to 33% believe a religion should stick to its founding principles and beliefs rather than conform to the modern-day opinions of its members.
  - The belief is stronger among weekly churchgoers (66% to 26%) and faith is very important (65% to 27%).
  - Sticking to principles is still greater among monthly churchgoers (51% to 40%), rarely/never churchgoers (49% to 36%), faith is somewhat important (48% to 39%), and faith isn't important (45% to 40%).
- Two-thirds (66% to 27%) think the church should remain true to its principles versus changing positions to reflect modern day beliefs.
  - 28% agree with most every position the Catholic church takes on issues and the church should remain true to its principles and not change its positions.
  - 38% differ with the church's positions on some issues, but the church shouldn't change its beliefs or positions, just because of public opinion.
  - 23% differ with the church's position on some issues and the church should modernize its beliefs by changing its positions to reflect current public opinion.
  - 4% disagree with most every position the church takes on issues and the church should absolutely change its positions to reflect modern day beliefs.
- If the church did NOT change its positions, 29% would be more committed to the church, 41% as committed, and 7% less committed.
  - Among weekly churchgoers, 14% would be less committed
  - Among monthly churchgoers, 27% would be more committed
  - Among rarely/never churchgoers, 17% would be more committed
- Half either believes the church has made too many changes since the Second Vatican Council (20%) or just the right amount at the right time (28%). Over one-third (37%) think the church has been made too few changes and gone too slow. Another 15% are unsure.
- Most think Pope Francis has either made the church better (43%) or things have stayed the same (39%). Only 10% say the church is worse.
  - Among weekly churchgoers, 53% better, 33% same, and 10% worse
  - Among monthly churchgoers, 41% better, 45% same, and 10% worse
  - Among rarely/never churchgoers, 35% better, 42% same, and 10% worse



# Takeaways

Catholics overwhelmingly believe the church is an important voice of morality in America and should speak out more. A majority believes it is getting harder to express their faith publicly and the media is biased against the church. There is a spectrum on social issues. The vast majority agrees that the government should not force Catholic doctors and hospitals to perform abortions or sex transition procedures against their will and a majority thinks the church should continue to teach there are only two sexes. However, Catholics are polarized over businesses refusing services over same-sex marriage beliefs.

	Agree	Strongly Agree	Disagree	Don't Know	NET
The Catholic Church is an important voice of morality in America.	<b>75</b>	30	<b>18</b>	7	<b>+57</b>
I would like to see the Catholic church speak out more on moral issues in America.	<b>74</b>	34	<b>19</b>	7	<b>+55</b>
The government should not force Catholic doctors and Catholic hospitals to perform abortions or sex-transition services against their will.	<b>72</b>	46	<b>19</b>	10	<b>+53</b>
It is getting harder to practice your faith and express your faith publicly in America.	<b>62</b>	28	<b>35</b>	31	<b>+27</b>
The Catholic Church should continue to teach that there are only two sexes, male and female, and should not change its teaching.	<b>59</b>	37	<b>32</b>	9	<b>+27</b>
While the sexual abuse scandal in the Catholic Church was horrible, the Church has learned from its mistakes and is now doing everything it can to help keep children safe.	<b>59</b>	22	<b>29</b>	12	<b>+30</b>
Generally speaking the news media is biased against the Catholic Church and people of faith.	<b>57</b>	24	<b>31</b>	12	<b>+26</b>
While it is morally wrong for small businessmen to refuse services to gays, they have a religious right not to provide services that force them to approve of same-sex marriages.	<b>47</b>	22	<b>42</b>	11	<b>+5</b>
Joe Biden is a devout Catholic.	<b>40</b>	19	<b>32</b>	28	<b>+8</b>
Nancy Pelosi is a devout Catholic.	<b>29</b>	11	<b>32</b>	38	<b>-3</b>

# Takeaways

**About three-quarters are personally pro-life, but it declines to a little over a half supporting laws that reflect more pro-life values.**

- 73% personally pro-life vs. 23% personally pro-choice (+50)
- However, 53% support pro-life laws vs. 43% pro-choices laws (+10, a 40-point net shift from personal abortion beliefs)
  - Who is more likely to support pro-life laws? Weekly churchgoers (68% to 29%), faith very important (65% to 31%), church should stick to principles (67% to 32%), Asian/others (67% to 33%), Republicans (70% to 27%), Independents (59% to 37%), and in the Midwest (63% to 34%).
  - Among whom does support for pro-choice laws increase? (pro-life vs. pro-choice) Rarely/never church goers (41% to 54%), faith somewhat important (44% to 52%), faith not important (31% to 64%), church should change positions (24% to 74%), Black (46% to 50%), Democrats (35% to 60%), in the Northeast (50% to 48%) and West (48% to 49%).

**By a 3 to 1 ratio (75% to 25%), three-quarters of all Catholics believe opinions of non-practicing Catholics should be accepted and recognized in Catholic surveys.**

- Weekly churchgoers: 74% to 26%
- Monthly churchgoers: 70% to 30%
- Rarely/never churchgoers: 76% to 24%