

Acquisition Overview

Mar 1, 2021 - Mar 31, 2021

All Users
100.00% Users

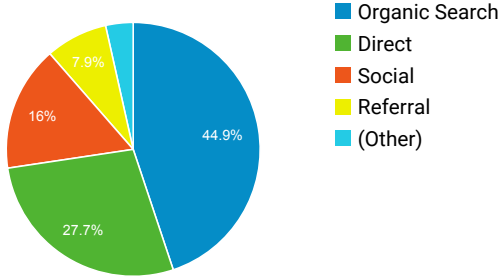
Primary Dimension:

Conversion:

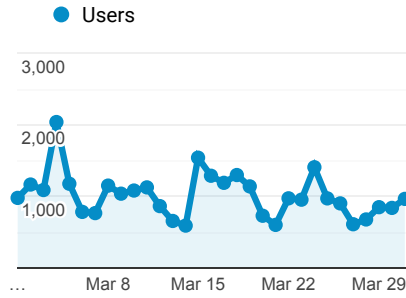
Top Channels ▾

All Goals ▾

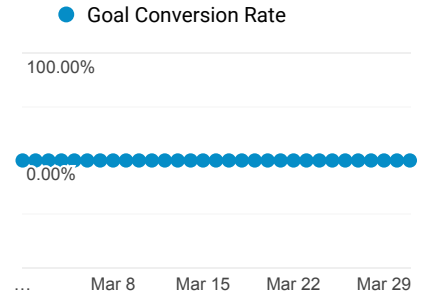
Top Channels



Users



Conversions



Acquisition

Behavior

	Users ↓	New Users ↓	Sessions ↓	Bounce Rate ↓	Pages / Session ↓	Avg. Session Duration ↓
	22,172	20,295	35,243	67.50%	1.79	00:01:35
1 Organic Search	10,054	<div style="width: 49.9%;"></div>		67.86%	<div style="width: 59%;"></div>	
2 Direct	6,213	<div style="width: 27.7%;"></div>		60.23%	<div style="width: 33%;"></div>	
3 Social	3,575	<div style="width: 16%;"></div>		89.45%	<div style="width: 50%;"></div>	
4 Referral	1,771	<div style="width: 7.9%;"></div>		58.26%	<div style="width: 33%;"></div>	
5 (Other)	785	<div style="width: 3.5%;"></div>		88.10%	<div style="width: 49%;"></div>	

Conversions



Set up a goal.

To see outcome metrics, define one or more goals.

GET STARTED

To see all 5 Channels click [here](#).