

## Acquisition Overview

Oct 1, 2020 - Dec 31, 2020

All Users  
100.00% Users

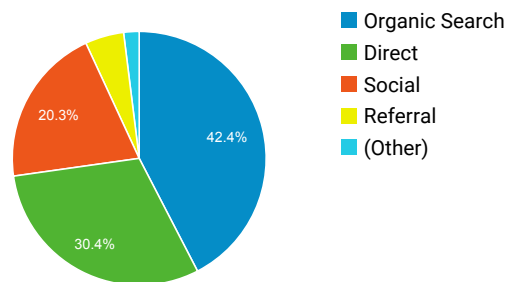
Primary Dimension:

Conversion:

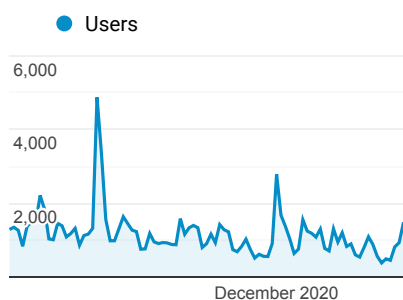
Top Channels ▾

All Goals ▾

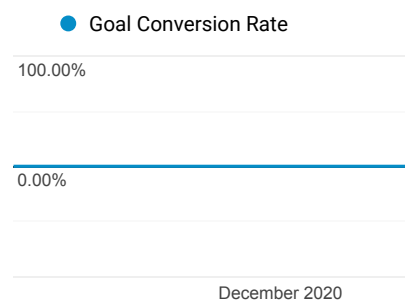
### Top Channels



### Users



### Conversions



### Acquisition

### Behavior

	Users ↓	New Users ↓	Sessions ↓	Bounce Rate ↓	Pages / Session ↓	Avg. Session Duration ↓
	72,150	67,815	117,510	69.83%	1.73	00:01:31
1 Organic Search	30,716	<div style="width: 42.4%;"></div>		68.66%	<div style="width: 68.66%;"></div>	
2 Direct	21,995	<div style="width: 30.4%;"></div>		62.52%	<div style="width: 62.52%;"></div>	
3 Social	14,731	<div style="width: 20.3%;"></div>		86.96%	<div style="width: 86.96%;"></div>	
4 Referral	3,574	<div style="width: 4.9%;"></div>		68.84%	<div style="width: 68.84%;"></div>	
5 (Other)	1,429	<div style="width: 1.9%;"></div>		84.41%	<div style="width: 84.41%;"></div>	

### Conversions



#### Set up a goal.

To see outcome metrics, define one or more goals.

GET STARTED

To see all 5 Channels click [here](#).