

Acquisition Overview

Jan 1, 2021 - Jan 31, 2021

All Users
100.00% Users

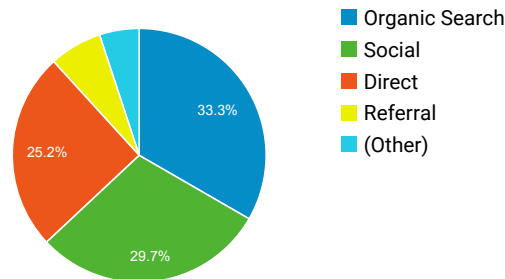
Primary Dimension:

Conversion:

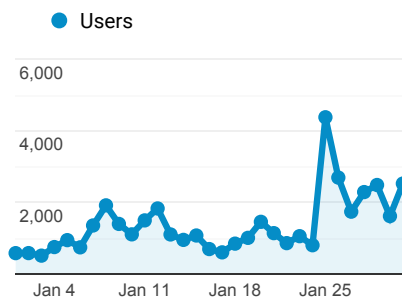
Top Channels

All Goals

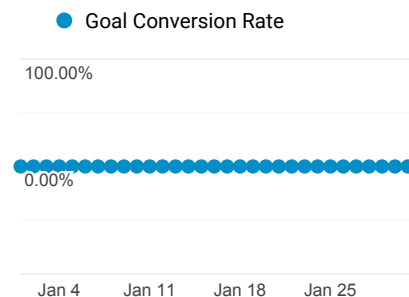
Top Channels



Users



Conversions



Acquisition

Behavior

	Users	New Users	Sessions	Bounce Rate	Pages / Session	Avg. Session Duration
	32,759	30,743	49,954	75.03%	1.58	00:01:11
1 Organic Search	11,257	<div style="width: 34%;"></div>		70.92%	<div style="width: 71%;"></div>	
2 Social	10,024	<div style="width: 31%;"></div>		87.98%	<div style="width: 88%;"></div>	
3 Direct	8,514	<div style="width: 26%;"></div>		64.09%	<div style="width: 64%;"></div>	
4 Referral	2,265	<div style="width: 7%;"></div>		87.87%	<div style="width: 88%;"></div>	
5 (Other)	1,710	<div style="width: 5%;"></div>		86.80%	<div style="width: 87%;"></div>	

Conversions



Set up a goal.

To see outcome metrics, define one or more goals.

GET STARTED

To see all 5 Channels click [here](#).