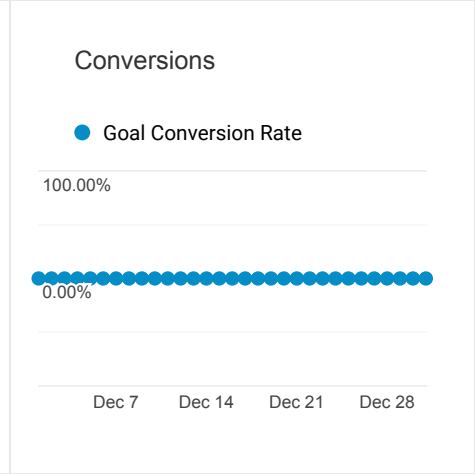
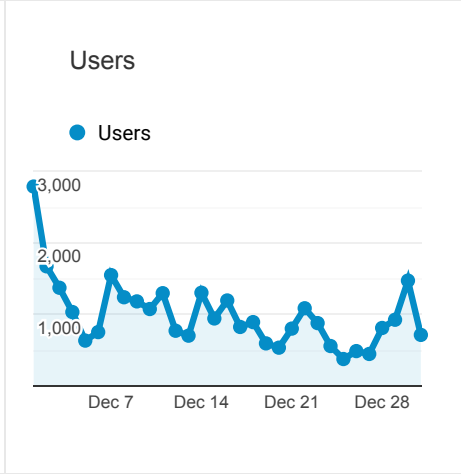
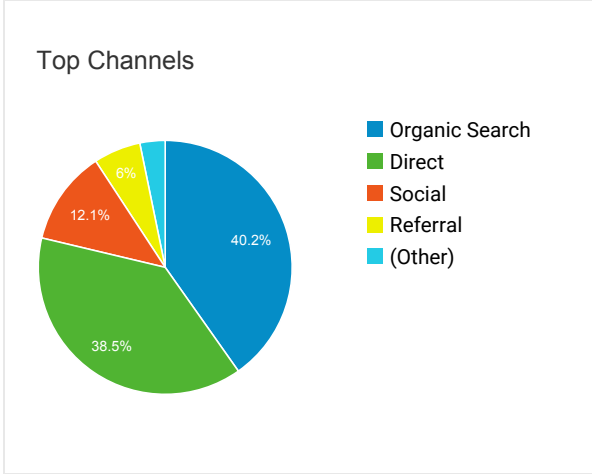


Acquisition Overview

**All Users**  
100.00% Users

Dec 1, 2020 - Dec 31, 2020

Primary Dimension: **Top Channels** | Conversion: **All Goals**



	Acquisition			Behavior		
	Users ↓	New Users ↓	Sessions ↓	Bounce Rate ↓	Pages / Session ↓	Avg. Session Duration ↓
	21,901	19,789	34,538	69.04%	1.76	00:01:30
1 Organic Search	8,924	<div style="width: 45%;"></div>		68.22%	<div style="width: 85%;"></div>	
2 Direct	8,543	<div style="width: 43%;"></div>		65.61%	<div style="width: 80%;"></div>	
3 Social	2,674	<div style="width: 12%;"></div>		83.56%	<div style="width: 95%;"></div>	
4 Referral	1,333	<div style="width: 6%;"></div>		69.48%	<div style="width: 85%;"></div>	
5 (Other)	714	<div style="width: 3%;"></div>		82.33%	<div style="width: 95%;"></div>	

### Conversions

**Set up a goal.**  
To see outcome metrics, define one or more goals.

[GET STARTED](#)

To see all 5 Channels click [here](#).