

Audience Overview

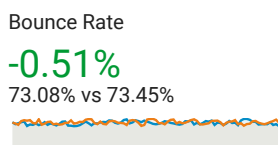
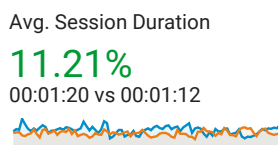
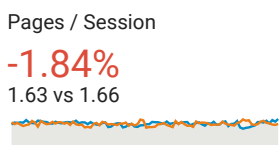
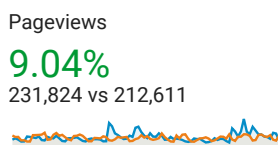
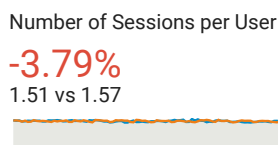
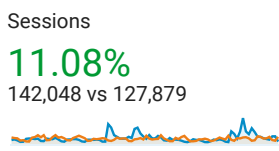
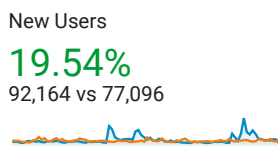
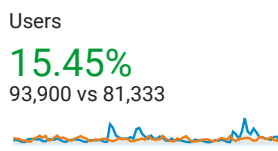
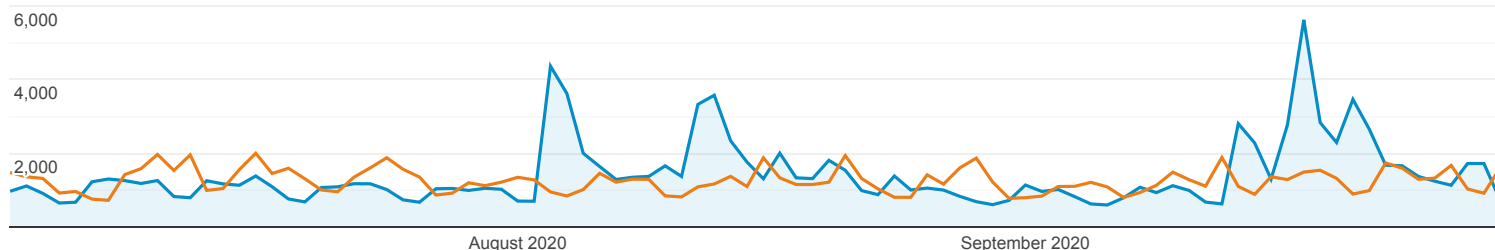
All Users
+0.00% Users

Jul 1, 2020 - Sep 30, 2020
Compare to: Jul 1, 2019 - Sep 30, 2019

Overview

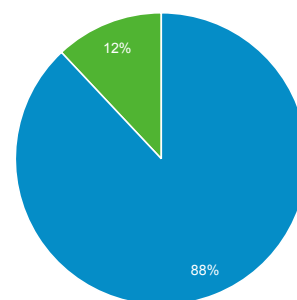
Jul 1, 2020 - Sep 30, 2020: ● Users

Jul 1, 2019 - Sep 30, 2019: ● Users

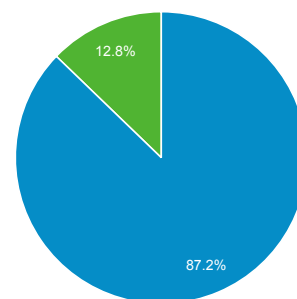


■ New Visitor ■ Returning Visitor

Jul 1, 2020 - Sep 30, 2020



Jul 1, 2019 - Sep 30, 2019



Language

	Users	% Users
1. en-us		
Jul 1, 2020 - Sep 30, 2020	54,147	56.72%
Jul 1, 2019 - Sep 30, 2019	73,049	90.33%
% Change	-25.88%	-37.20%
2. en		
Jul 1, 2020 - Sep 30, 2020	35,599	37.29%
Jul 1, 2019 - Sep 30, 2019	171	0.21%
% Change	20,718.13%	17,536.61%
3. en-gb		
Jul 1, 2020 - Sep 30, 2020	2,458	2.58%
Jul 1, 2019 - Sep 30, 2019	2,906	3.59%
% Change	-15.42%	-28.34%
4. en-ca		
Jul 1, 2020 - Sep 30, 2020	565	0.59%

Jul 1, 2019 - Sep 30, 2019	1,009		1.25%
% Change	-44.00%		-52.56%
5. en-au			
Jul 1, 2020 - Sep 30, 2020	453		0.47%
Jul 1, 2019 - Sep 30, 2019	665		0.82%
% Change	-31.88%		-42.29%
6. zh-cn			
Jul 1, 2020 - Sep 30, 2020	175		0.18%
Jul 1, 2019 - Sep 30, 2019	186		0.23%
% Change	-5.91%		-20.29%
7. pt-br			
Jul 1, 2020 - Sep 30, 2020	112		0.12%
Jul 1, 2019 - Sep 30, 2019	158		0.20%
% Change	-29.11%		-39.95%
8. es-419			
Jul 1, 2020 - Sep 30, 2020	108		0.11%
Jul 1, 2019 - Sep 30, 2019	53		0.07%
% Change	103.77%		72.63%
9. es-es			
Jul 1, 2020 - Sep 30, 2020	106		0.11%
Jul 1, 2019 - Sep 30, 2019	176		0.22%
% Change	-39.77%		-48.98%
10. de			
Jul 1, 2020 - Sep 30, 2020	97		0.10%
Jul 1, 2019 - Sep 30, 2019	55		0.07%
% Change	76.36%		49.41%