


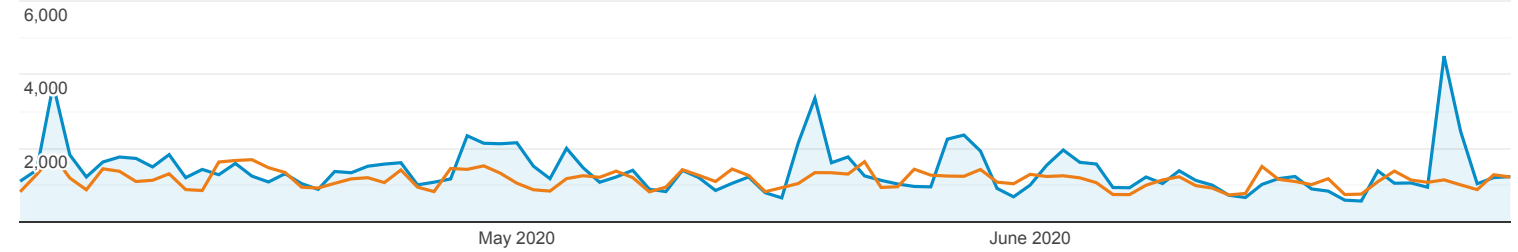
Audience Overview

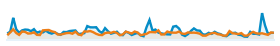
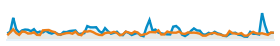
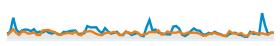



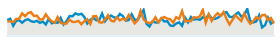
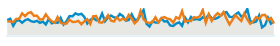

All Users
 +0.00% Users

Apr 1, 2020 - Jun 30, 2020
 Compare to: Jan 1, 2020 - Mar 31, 2020

Overview

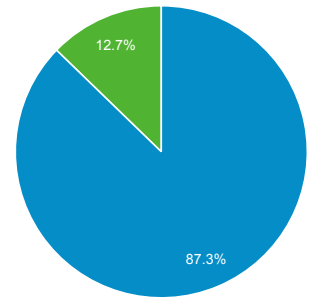
Apr 1, 2020 - Jun 30, 2020: ● Users
 Jan 1, 2020 - Mar 31, 2020: ● Users



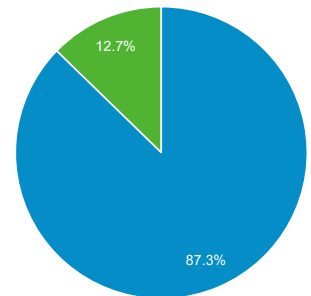
Users 22.78% 90,047 vs 73,342 	New Users 25.42% 86,612 vs 69,058 	Sessions 19.18% 139,157 vs 116,759 
Number of Sessions per User -2.93% 1.55 vs 1.59 	Pageviews 15.38% 236,287 vs 204,793 	Pages / Session -3.19% 1.70 vs 1.75 
Avg. Session Duration -7.58% 00:01:20 vs 00:01:26 	Bounce Rate 0.92% 72.52% vs 71.86% 	

■ New Visitor ■ Returning Visitor

Apr 1, 2020 - Jun 30, 2020



Jan 1, 2020 - Mar 31, 2020



Language	Users	% Users
1. en-us		
Apr 1, 2020 - Jun 30, 2020	63,055	69.84%
Jan 1, 2020 - Mar 31, 2020	64,919	88.66%
% Change	-2.87%	-21.23%
2. en		
Apr 1, 2020 - Jun 30, 2020	18,071	20.02%
Jan 1, 2020 - Mar 31, 2020	294	0.40%
% Change	6,046.60%	4,885.03%
3. en-gb		
Apr 1, 2020 - Jun 30, 2020	3,838	4.25%
Jan 1, 2020 - Mar 31, 2020	3,045	4.16%
% Change	26.04%	2.22%
4. en-ca		
Apr 1, 2020 - Jun 30, 2020	990	1.10%

Jan 1, 2020 - Mar 31, 2020	1,042		1.42%
% Change	-4.99%		-22.95%
5. en-au			
Apr 1, 2020 - Jun 30, 2020	902		1.00%
Jan 1, 2020 - Mar 31, 2020	584		0.80%
% Change	54.45%		25.26%
6. zh-cn			
Apr 1, 2020 - Jun 30, 2020	324		0.36%
Jan 1, 2020 - Mar 31, 2020	220		0.30%
% Change	47.27%		19.44%
7. en-ie			
Apr 1, 2020 - Jun 30, 2020	231		0.26%
Jan 1, 2020 - Mar 31, 2020	193		0.26%
% Change	19.69%		-2.93%
8. pt-br			
Apr 1, 2020 - Jun 30, 2020	208		0.23%
Jan 1, 2020 - Mar 31, 2020	175		0.24%
% Change	18.86%		-3.60%
9. es-es			
Apr 1, 2020 - Jun 30, 2020	189		0.21%
Jan 1, 2020 - Mar 31, 2020	182		0.25%
% Change	3.85%		-15.78%
10. it-it			
Apr 1, 2020 - Jun 30, 2020	134		0.15%
Jan 1, 2020 - Mar 31, 2020	124		0.17%
% Change	8.06%		-12.36%