

Acquisition Overview

All Users
100.00% Users

Jul 1, 2020 - Jul 31, 2020

Primary Dimension:

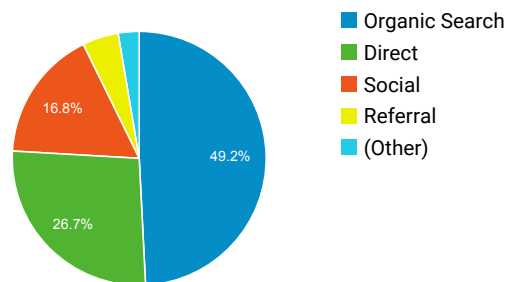
Conversion:

Top Channels ▾

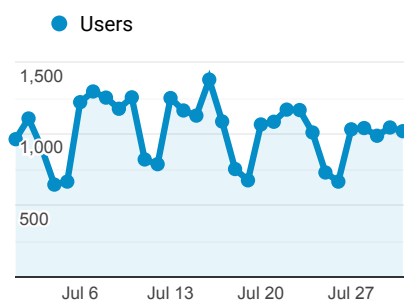
All Goals ▾

[Edit Channel Grouping](#)

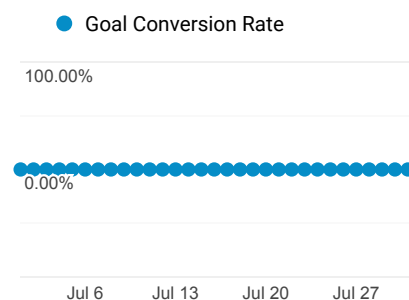
Top Channels



Users



Conversions



Acquisition

Behavior

	Users ↓	New Users ↓	Sessions ↓	Bounce Rate ↓	Pages / Session ↓	Avg. Session Duration ↓
	21,968	19,801	35,564	68.35%	1.74	00:01:34
1 Organic Search	10,810	<div style="width: 49.2%;"></div>		69.72%	<div style="width: 69.72%;"></div>	
2 Direct	5,871	<div style="width: 26.7%;"></div>		61.16%	<div style="width: 61.16%;"></div>	
3 Social	3,694	<div style="width: 16.8%;"></div>		88.25%	<div style="width: 88.25%;"></div>	
4 Referral	1,012	<div style="width: 4.6%;"></div>		48.15%	<div style="width: 48.15%;"></div>	
5 (Other)	585	<div style="width: 2.7%;"></div>		87.38%	<div style="width: 87.38%;"></div>	

Conversions



Set up a goal.

To see outcome metrics, define one or more goals.

[GET STARTED](#)

To see all 5 Channels click [here](#).